

PRODUCT DATASHEET

TruSys® PFM EM W 70 W 4000 K AT 3H

TruSys® PERFORMANCE EMERGENCY WIDE | Luminaire inserts with wide light distribution for standard and emergency lighting



Areas of application

- Emergency illumination of escape routes
- Antipanic lighting
- Buildings requiring up to 3 h emergency light operation
- Direct replacement for luminaires with fluorescent lamps
- Industry halls, high rack warehouse, garages, hardware stores
- Discounters, supermarkets

Product benefits

- Seamless integration of luminaires with emergency lighting function into general lighting
- Easy wiring thanks to included prewired driver and battery for Emergency lighting function
- Simple testing of luminaires with emergency lighting function thanks to integrated automatic test function
- Convenient visualization of results of automatic test with an included control LED
- Operation of integrated emergency lighting function with long life LiFePO4 battery with 3h battery discharge time
- High luminous efficacy in normal operation
- 3 years guarantee
- Homogenous light distribution
- Easy installation, no tools required for connection
- Energy saving and cost-effective
- Flexible application due to a range of different lumen packages and beam angles
- Rows of up to 57 luminaires possible

Product features



- Certified according to European norms (EN 60598-1:2015; EN 60598-2-22:2014)
- Luminaire suited for normal lighting and emergency lighting
- Self-contained luminaires
- Emergency lighting function: battery discharge time of 3 h
- Function test of emergency lighting: automatic (AT)
- Battery technology: LiFePO4
- Beam angle wide: 90°
- Click into place solution with smart click buttons
- Luminous efficacy: up to 160 lm/W
- Fixed luminare taps
- Lumen package 5600 lm, 8000 lm, 11200 lm
- Steel-sheet housing

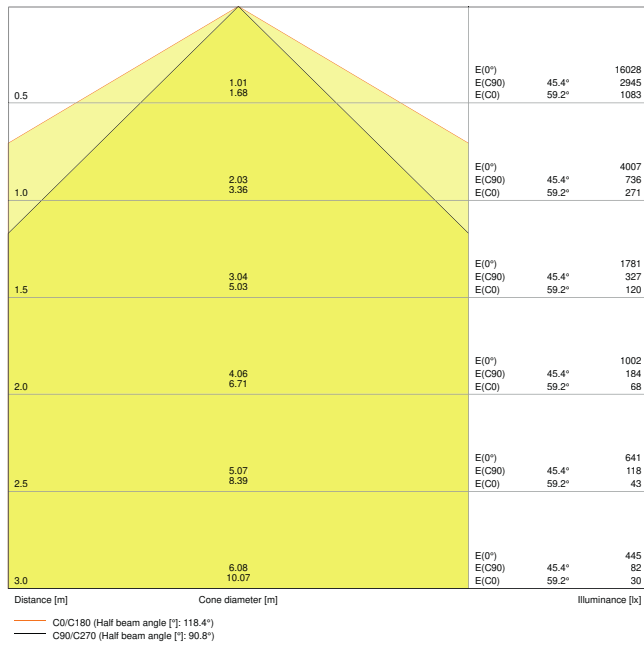
TECHNICAL DATA

Electrical data

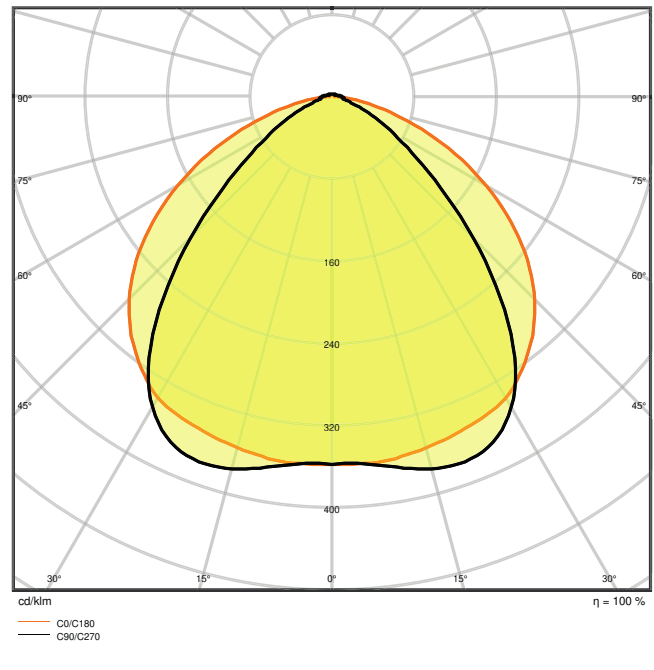
| | |
|--|-----------------------|
| Nominal wattage | 70.00 W |
| Nominal voltage | 220...240 V |
| Mains frequency | 50...60 Hz |
| Nominal current | 380.000 mA |
| Inrush current | 32 A |
| Inrush current time T_{h50} | 400 μ s |
| Max. no. of lum. on circuit break. B16 A | 5 |
| Max. no. of lum. on circuit break. C10 A | 5 |
| Max. no. of lum. on circuit break. C16 A | 9 |
| Power factor λ | > 0.90 |
| Total harmonic distortion | < 20 % |
| Protection class | I |
| Operating mode | Integrated LED driver |

Photometrical data

| | |
|--|---------------------------|
| Luminous flux | 11200 lm |
| Luminous efficacy | 160 lm/W |
| Color temperature | 4000 K |
| Light color (designation) | Cool White |
| Color rendering index Ra | ≥ 80 |
| Standard deviation of color matching | ≤ 3 sdc _m |
| Low flicker | Yes |
| Photobiological safety group acc. to EN62778 | RG1 |
| Beam angle | 90 ° |
| UGR | 21 |



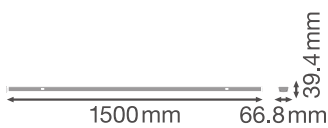
LDC typ cone



LDC typ polar

Dimensions & Weight

| | |
|----------------|------------|
| Length | 1500.00 mm |
| Width | 66.80 mm |
| Height | 39.40 mm |
| Product weight | 1660.00 g |



Materials & Colors

| | |
|----------------|-------------------------------|
| Product color | White |
| Housing color | White |
| Body material | Steel |
| Cover material | Polymethylmethacrylate (PMMA) |

| | |
|--|--------|
| Light emitting surface material | PMMA |
| Glow Wire Test according to IEC 60695-2-12 | 650 °C |
| Mercury content | 0.0 mg |

Application & Mounting

| | |
|--|--------------------|
| Ambient temperature range | -25...+40 °C |
| Temperature range at storage | 5...+35 °C |
| Type of connection | Plug-In connection |
| Type of protection | IP20 |
| Protection class IK (shock resistance) | IK04 |
| Dimmable | Yes |
| Mounting type | Suspended/Surface |
| Mounting location | Mounting rail |
| Application environment | Indoor |
| LED module replaceable | Not replaceable |
| With light source | Yes |

Lifespan

| | |
|----------------------------|---------|
| Lifespan L70/B50 at 25 °C | 55000 h |
| Lifespan L80/B10 at 25 °C | 50000 h |
| Lifespan L90/B10 at 25 °C | 40000 h |
| Number of switching cycles | 100000 |

Control gear

| | |
|-----------------------------|--------|
| ECG - Output ripple current | < 20 % |
|-----------------------------|--------|

Emergency lighting

| | |
|--|---|
| Area of emergency application | Anti-panic lighting / Escape route lighting |
| Type of emergency light operation | Maintained / Non-maintained |
| Type of emergency operation test | Automatic |
| Wattage in maintained operation mode | 70 W |
| Wattage in emergency operation mode | 4 W |
| Luminous flux in maintained operation mode | 11200 lm |
| Luminous flux in emergency operation mode | 600 lm |
| Nominal voltage of battery | 3.2 V |
| Battery life in emergency operation mode | 3 h |

| | |
|------------------------|--------|
| Battery charging time | < 24 h |
| Integrated test switch | No |

Certificates & Standards

| | |
|----------------|----------------------|
| Standards | CE / CB / ENEC / EAC |
| Ball shot safe | No |












Additional product data

| | |
|-----------------------|---|
| Number of illuminants | - |
|-----------------------|---|

EQUIPMENT / ACCESSORIES

- Mounting rail with fixed integrated 8-pole cable

DOWNLOAD DATA

| DOWNLOAD DATA | |
|---|-------------------------------|
|  | User instruction |
|  | Addon Technical Information |
|  | Tender documents |
|  | Declarations Of Conformity CE |
|  | IES file (IES) |
|  | LDT file (Eulumdat) |
|  | R3D file (Relux 3D Model) |
|  | ROLF file (RELUX) |
|  | M3D file (3D Model) |
|  | ULD file (DIALux) |
|  | UGR file (UGR table) |

LOGISTICAL DATA

| Product code | Packaging unit (Pieces/Unit) | Dimensions (length x width x height) | Gross weight | Volume |
|---------------|------------------------------|--------------------------------------|--------------|-----------------------|
| 4058075291195 | Folding box 1 | 83 mm x 1,571 mm x 88 mm | 1835.00 g | 11.47 dm ³ |
| 4058075291201 | Shipping box 4 | 1,589 mm x 194 mm x 198 mm | 8133.00 g | 61.04 dm ³ |

The mentioned product code describes the smallest quantity unit which can be ordered. One shipping unit can contain one or more single products. When placing an order, for the quantity please enter single or multiples of a shipping unit.

References / Links

– For Guarantee see www.ledvance.com/guarantee

DISCLAIMER

Subject to change without notice. Errors and omission excepted. Always make sure to use the most recent release.