




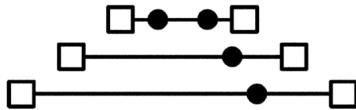




Sping-clamp
terminal block 2.5mm², 3-levels, blue color

| | |
|---|---|
| Series | HL |
| Code | HD510 |
| Type | HLD.2 (Ex)i |
| HS code | 85369010 |
| Colour | blue |
| TECHNICAL FEATURES | |
| Function/Type | 3 levels feed-through |
| Rated cross-section | 2.5 mm ² |
| Connecting capacity | |
| Flexible wire | 0.2-2.5 mm ² |
| Rigid wire | 0.2-2.5 mm ² |
| Wire with ferrule - ferrule type | 1.5 mm ² – WP15/14 |
| Electrical characteristics according to IEC EN standard | |
| Maximum voltage AC/DC | 500 V |
| Maximum current (rated cross-section) | 24 A |
| Caliber | B2 |
| Electrical characteristics according to UL Standard | |
| Maximum voltage AC/DC | 600 V |
| Maximum current (rated cross-section) | 15 A |
| Section (min-max) | 28-14 (AWG) |
| Electrical characteristics according to ATEX directive and IEC Ex standard | |
| Maximum voltage AC/DC | 400 V |
| Maximum current (rated cross-section) | 24 A |
| Operating temperature Min/Max | -40 °C / +80 °C |
| Rated impulse withstand voltage / pollution degree | 8 kV / 3 |
| Insulation stripping length | 10 mm |
| Width (pitch) | 5.2 mm |
| Length | 95 mm |
| Height mounted on TH35-7.5/TH35-15/G32 | 75 / 83 / – mm |
| Insulation material temperature index (EN 60216-1) | 130 °C |
| Plastic material | Polyamide UL94V-0 |
| ACCESSORIES | |
| End section | |
| Grey | HLD.2/PT/GR (cod. HL201GR) |
| Blue | – |
| Thickness | 1.5 mm |
| Cross-connection | |
| Model A) | PTC/03/... (cod. PTC03...) |
| Model B) | PTP/03/... (cod. PTP03...) |
| Rated current carrying capacity IEC/ATEX | 24 A / 24 A |
| Cross-connection identification strip | – |
| Coloured partition plate | – |
| Cross-connection barrier | DFM/500 (cod. DF500) |
| Test plug | – |
| Modular test plug | – |
| End section for modular test plug | – |
| Marking | |
| Single marking tag | CNU/8/51 (cod. NU0851S) |
| Single marking tag for pitch insertion | CNU/8/51 (cod. NU0851S) |
| End bracket | |
| TH35 screw type | BT/3 (cod. BT003) |
| TH35 snap-fit type | BTO (cod. BT007) |
| TH35 and G32 snap-fit type | BTU (cod. BT005) |
| DIN rail according to IEC 60715/TH35 | PR/3/.. |
| APPROVALS AND MARKINGS |     |



1 For more details on accessories, refer to the relevant chapters

DESCRIZIONE DEL PRODOTTO

HLD.2(EX)I Sping-clamp terminal block 2.5mm², 3-levels,
blue color