

DPL 10 G3 110 (907 214)

- Powerful SPD block
- Types with / without fail-safe function or visual indication
- For installation in conformity with the lightning protection zone concept at the boundaries from $O_b -1$ and higher


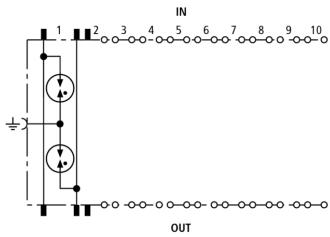
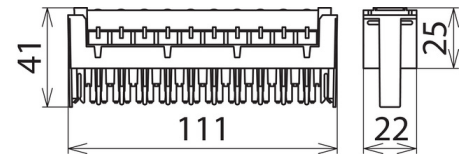


Figure without obligation



Basic circuit diagram DPL 10 G3 110



Dimension drawing DPL 10 G3 110

Plug-in SPD block for ten pairs with three-pole gas discharge tubes for almost all applications. FSD arresters feature a fail-safe function and an additional visual indication when the fail-safe function has been activated. Thus, it can be immediately identified whether an arrester has to be replaced.

Type	DPL 10 G3 110
Part No.	907 214
SPD class	TYPE 2
Nominal voltage (U_n)	110 V
Max. continuous operating voltage (d.c.) (U_c)	180 V
Max. continuous operating voltage (a.c.) (U_c)	127 V
Nominal current (I_n)	0.4 A
C2 Total nominal discharge current (8/20 μ s) (I_n)	10 kA
C2 Nominal discharge current (8/20 μ s) per line (I_n)	5 kA
Voltage protection level line-line for I_n C2 (U_p)	≤ 600 V
Voltage protection level line-PG for I_n C2 (U_p)	≤ 600 V
Voltage protection level line-line for 1 kV/ μ s C3 (U_p)	≤ 600 V
Voltage protection level line-PG for 1 kV/ μ s (U_p)	≤ 600 V
Capacitance line-line (C)	≤ 5 pF
Capacitance line-PG (C)	≤ 5 pF
Operating temperature range (T_U)	-40 °C ... +80 °C
Pluggable into	LSA disconnection and terminal blocks (type 2)
Earthing via	mounting frame
Enclosure material	polyamide
Colour	grey
Test standards	IEC 61643-21 / EN 61643-21
Weight	66 g
Customs tariff number	85363010
GTIN	4013364100879
PU	1 Stk

We reserve the right to introduce changes in performance, configuration and technology, dimensions, weights and materials in the course of technical progress. The figures are shown without obligation.