


Product Data Sheet

GWF1610LA840


ELIA PL



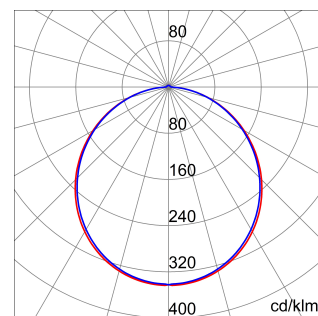
ELIA PL is a LED lowbay for lighting offices, available in square or rectangular versions with a frame in white powder-coated die-cast aluminium and two types of PMMA shield, a high-efficiency micro-prism version with a UGR of less than 19 and an opal version with an UGR of 22. ELIA PL can be flush-mounted in false ceilings with standard panels, or alternatively, can be ceiling or suspension-mounted using the accessories provided separately. The family of products is available with a colour temperature of 3,000K (warm white) or 4,000K (neutral white), a colour rendering index of more than 80 or more than 90 and a separate electronic power supply supplied as part of a kit, in On/Off or DALI versions. ELIA PL is easy to install thanks to the reduced weight of the device and the connector for electrical wiring which enables connection to the remote power supply.

GENERAL INFORMATION		OPTIC AND ILLUMINATING FEATURES	
Context	Interior lighting	Optic	Wide opal
Luminaire	Modular LED luminaire	Unified Glare Rating	UGR<22
Application	Internal	Lumen output (lm)	4300
Unique digital code (Datamatrix)	Currently not present	Efficacy (lm/W)	130
Colour	White	Colour temperature	4000 K
Type of light source	LED	Colour Rendering Index	CRI 80
System power	33 W	Standard Deviation Colour Matching	SDCM = 3
LED Lifetime	L80B50 (Tq25°) = 50.000h	Photobiological Risk Class	RG0
Weight (kg)	2.4	Standard	EN 60598-1; EN 60598-2-2; IEC/TR 62778; EN 62493
Warranty	5 years	ELETRICAL AND LIGHTING FEATURES	
Stocking temperature	-20° +65°	Supply voltage	220-240 V
Operating temperature	-20° +45°	Rated frequency (Hz)	50 / 60
MATERIALS		Driver	External - Included
Body	Aluminium	Driver failure rate	F025 (Tq=25°C) = 50.000 h
Shield type	PMMA	Overvoltage protection	DM 1 kV
Optic	High-diffusion opalescent diffuser	Control System	ON / OFF
Gasket	-	INSTALLATION AND MAINTENANCE	
Locking Hook	-	Mounting and installation	Flushed (ceiling-mounted and hanging require separately ordered accessories)
External screw	-	Tilt	With suspension adjustment Kit
Colour	Powder coating	Wiring	With connection terminal on driver
STANDARDS AND APPROVALS		Fixing	Free-standing or via separately ordered accessories
Classification	-	Light source replaceability	Non-replaceable
Device with reduced surface temperature	-	Controlgear replaceability	By professional
DIN 18032-3 certification	-	Driver Box	-
IPEA	-	Maximum surface exposed to the wind	-
Insulation class	II	-	-
IP degree	IP20 - IP40	-	-
Mechanical resistance	IK03	-	-
Glow Wire Test	650 °C	-	-

DIMENSIONAL



PHOTOMETRIC DISTRIBUTION



TECHNICAL SYMBOLOGY



IP

IP20 - IP40

IK

IK03

GWT

650 °C

Product Data Sheet
GWF1610LA840

ELIA PL

STANDARDS/APPROVALS

