



# High-speed fuses (uR)

gR and aR curves  
from 5 to 2000 A

Fuse protection

fusib\_063\_b\_1\_cat



UR type fuses  
with or without striker

fusib\_071\_b\_1\_cat



DIN 43620 fuse, solid  
knife blade

fusib\_066\_b\_1\_cat



DIN 43653 (T/80) fuse,  
bracket

fusib\_072\_b\_1\_cat



K/50/80/110 fuse  
Notched

fusib\_075\_b\_1\_cat



EK/76/86/91 type fuse  
Notched

fusib\_076\_b\_1\_cat



BK/50/75/80 type fuse  
Threaded hole

fusib\_070\_b\_1\_cat



BT/60 type fuse  
Threaded hole

## The solution for

- > To protect power semiconductors (variable speed drives, inverters, etc.)



## Strong points

- > High-performance
- > Increased reliability
- > Improved safety
- > Fuse operated indicator

## Extended range

- > Compatible range of devices (FUSERBLOC, load break switches, fuse bases).
- > Other UR fuse models available on request

## Conformity to standards<sup>(1)</sup>

- > IEC 60269-1
- > NF EN 60269-1
- > IEC 60269-4
- > NF EN 60269-4
- > DIN EN 60269-4



<sup>(1)</sup> Product references on request.

## Function

High speed fuses (UR) protect power semiconductors and DC circuits.

## Advantages

### High-performance

- Extremely high breaking up to 300 kA.
- Very strong limitation of short-circuit currents (and therefore very sharp decrease in thermal and mechanical stress).
- Good resistance to cyclic loading.

### Increased reliability

- Absolute protection over time guaranteed by the simplicity of manufacture and function (Joule effect).
- No degradation of fuse characteristics over time.

### Improved safety

The energy released whilst eliminating the fault (fuse blowing) is contained within the cartridge (no degassing).

### Fuse blown indicator

An auxiliary contact can be adapted to signal that a fuse has operated.

## References

### 690 VAC uR fuses - size 14 x 51

I <sub>n</sub> eff. value (A)	I <sup>2</sup> t from pre-arc to cold (A <sup>2</sup> s)	I <sup>2</sup> t operation at 690 V eff. (A <sup>2</sup> s)	Losses at I <sub>n</sub> (W)	Protection	Available for order in multiples of	14 x 51 uR without striker	14 x 51 uR with striker
						Reference	Reference
5	1.6	11	1.5	aR	10	170N 1405	
10	3.6	38.5	4	aR	10	170N 1410	170L 1410
15	8.6	70	5.5	aR	10	170N 1415	170L 1415
20	26	230	6	aR	10	170N 1420	170L 1420
25	46.5	375	7	aR	10	170N 1425	170L 1425
32	68	600	7.6	aR	10	170N 1432	170L 1432
40	84	750	8	aR	10	170N 1440	170L 1440
50	200	1800	9	aR	10	170N 1450	170L 1450

#### Accessories

	Reference	Reference
Recommended fused load break switches	FUSERBLOC	FUSERBLOC
Recommended fuse holder	RM 50	RMS 50

### 690 VAC uR fuses - size 22 x 58

I <sub>n</sub> eff. value (A)	I <sup>2</sup> t from pre-arc to cold (A <sup>2</sup> s)	I <sup>2</sup> t operation at 690 V eff. (A <sup>2</sup> s)	Losses at I <sub>n</sub> (W)	Protection	Available for order in multiples of	22 x 58 uR without striker	22 x 58 uR with striker
						Reference	Reference
20	19	260	5	aR	10	170N 2220	170L 2220
25	34	410	6	aR	10	170N 2225	170L 2225
32	53.5	605	8	aR	10	170N 2232	170L 2232
40	68	750	9	aR	10	170N 2240	170L 2240
50	135	1600	9.5	aR	10	170N 2250	170L 2250
63	280	3080	11	aR	10	170N 2263	170L 2263
80	600	6600	13.5	aR	10	170N 2280	170L 2280
100 <sup>(1)</sup>	1100	12500	16	aR	10	170N 2299	170L 2299

(1) Voltage: 600 VAC (IEC) / 700 VAC (UL)

#### Accessories

	Reference	Reference
Recommended fused load break switches	FUSERBLOC	FUSERBLOC
Recommended fuse holder	RM 100	RMS 100

# High-speed fuses (uR)

gR and aR curves

from 5 to 2000 A

## References (continued)

### 690 VAC uR fuses - size 000

I <sub>n</sub> eff. value (A)	I <sup>2</sup> t from pre-arc to cold (A <sup>2</sup> s)	I <sup>2</sup> t operation at 690 V eff. (A <sup>2</sup> s)	Losses at I <sub>n</sub> (W)	Protection	DIN 43653 (T/80) bracket <sup>(1)</sup>	DIN 43620 Solid knife blade <sup>(2)</sup>
					Reference	Reference
10	3.8	25.5	3	gR	170M 1408	170M 1558
16	7.2	48	5.5	gR		170M 1559
20	11.5	78	7	gR		170M 1560
25	19	130	9	gR	170M 1411	170M 1561
32	40	270	10	gR	170M 1412	170M 1562
40	69	460	12	gR	170M 1413	170M 1563
50	115	770	15	gR	170M 1414	170M 1564
63	215	1450	16	gR	170M 1415	170M 1565
80	380	2550	19	aR	170M 1416	170M 1566
100	695	4650	24	aR	170M 1417	170M 1567
125	1200	8500	28	aR	170M 1418	170M 1568
160	2,300	16 000	32	aR	170M 1419	170M 1569
200	4200	28 000	37	aR	170M 1420	170M 1570
250	7750	51 500	42	aR	170M 1421	170M 1571
315	12 000	80 500	52	aR	170M 1422	170M 1572

(1) UL / CSA. - (2) UL.

#### Accessories

	Reference	Reference
Fuse blown auxiliary contact	170H 0236	170H 0236
Fuse base recommended	170H 1007	6500 1010 <sup>(1)</sup>
Recommended fused load break switches		FUSERBLOC

(1) Single-pole fuse base 160 A, size 00.

### 690 VAC uR fuses - size 00

I <sub>n</sub> eff. value (A)	I <sup>2</sup> t from pre-arc to cold (A <sup>2</sup> s)	I <sup>2</sup> t operation at 690 V eff. (A <sup>2</sup> s)	Losses at I <sub>n</sub> (W)	Protection	DIN 43653 (T/80) Brackets	BT/60 Threaded hole
					Reference	Reference
25	19	130	6	gR	170M 2658	
32	28.5	195	7	gR	170M 2659	
40	50	360	9	gR		
50	95	640	10	gR	170M 2661	
63	170	1200	12	gR	170M 2662	170M 2762
80	310	2100	15	gR	170M 2663	170M 2763
100	620	4150	20	aR	170M 2664 <sup>(1)</sup>	170M 2764
125	1000	6950	25	aR	170M 2665 <sup>(1)</sup>	170M 2765
160	1900	13 000	30	aR	170M 2666 <sup>(1)</sup>	170M 2766
200	3400	23 000	35	aR	170M 2667 <sup>(1)</sup>	170M 2767
250	6250	42 000	45	aR	170M 2668 <sup>(1)</sup>	170M 2768
315	10 000	68 500	55	aR	170M 2669 <sup>(1)</sup>	
350	13 500	91 500	60	aR	170M 2670 <sup>(1)</sup>	
400	18 000	125 000	70	aR	170M 2671 <sup>(1)</sup>	170M 2771

(1) UL.

#### Accessories

	Reference	Reference
Fuse blown auxiliary contact	170H 0235	170H 0235
Fuse base recommended	170H 1007	(1)

(1) Mounts directly onto busbar.

## 690 VAC uR fuses - size 0

I <sub>n</sub> eff. value (A)	I <sup>2</sup> t from pre-arc to cold (A <sup>2</sup> s)	I <sup>2</sup> t operation at 690 V eff. (A <sup>2</sup> s)	Losses at I <sub>n</sub> (W)	Protection	DIN 43620 Solid knife blade Reference
16	3.8	25.5	5	aR	170M 7908
20	7.2	48	6	aR	170M 7909
25	11.5	78	7	aR	170M 7910
32	23.5	160	8	aR	170M 7911
40	40	270	9	aR	170M 7912
50	77	515	11	aR	170M 7913
63	115	770	14	aR	170M 7914
80	185	1250	18	aR	170M 7915
100	360	2450	21	aR	170M 7916
125	550	3700	26	aR	170M 7917
160	1100	7500	30	aR	170M 7918
200	2200	15 000	35	aR	170M 7919

### Accessories

	Reference
Fuse blown auxiliary contact	170H 0236
Fuse base recommended	6501 1010 <sup>(1)</sup>
Recommended fused load break switches	FUSERBLOC

(1) Single-pole fuse base 160 A, size 0.

## 690 VAC uR fuses - size 1\*

I <sub>n</sub> eff. value eff. (A)	I <sup>2</sup> t from pre-arc to cold (A <sup>2</sup> s)	I <sup>2</sup> t operation at 690 V eff. (A <sup>2</sup> s)	Losses at I <sub>n</sub> (W)	Protection	K/80 Notched	K/110 Notched	BK/50 Threaded hole
					Reference	Reference	Reference
40	40	270	9	aR	170M 3108 <sup>(1)</sup>	170M 3258 <sup>(1)</sup>	170M 3458 <sup>(1)</sup>
50	77	515	11	aR	170M 3109 <sup>(1)</sup>	170M 3259 <sup>(1)</sup>	170M 3459 <sup>(1)</sup>
63	115	770	14	aR	170M 3110 <sup>(1)</sup>	170M 3260 <sup>(1)</sup>	170M 3460 <sup>(1)</sup>
80	185	1250	18	aR	170M 3111 <sup>(1)</sup>	170M 3261 <sup>(1)</sup>	170M 3461 <sup>(1)</sup>
100	360	2450	21	aR	170M 3112 <sup>(1)</sup>	170M 3262 <sup>(1)</sup>	170M 3462 <sup>(1)</sup>
125	550	3700	26	aR	170M 3113 <sup>(1)</sup>	170M 3263 <sup>(1)</sup>	170M 3463 <sup>(1)</sup>
160	1100	7500	30	aR	170M 3114 <sup>(1)</sup>	170M 3264 <sup>(1)</sup>	170M 3464 <sup>(1)</sup>
200	2200	15 000	35	aR	170M 3115 <sup>(1)</sup>	170M 3265 <sup>(1)</sup>	170M 3465 <sup>(1)</sup>
250	4200	28 500	40	aR	170M 3116 <sup>(1)</sup>	170M 3266 <sup>(1)</sup>	170M 3466 <sup>(1)</sup>
315	7000	46 500	50	aR	170M 3117 <sup>(1)</sup>	170M 3267 <sup>(1)</sup>	170M 3467 <sup>(1)</sup>
350	10 000	68 500	55	aR	170M 3118 <sup>(1)</sup>	170M 3268 <sup>(1)</sup>	170M 3468 <sup>(1)</sup>
400	15 000	105 000	60	aR	170M 3119 <sup>(1)</sup>	170M 3269 <sup>(1)</sup>	170M 3469 <sup>(1)</sup>
450	21 000	140 000	65	aR	170M 3120 <sup>(1)</sup>	170M 3270 <sup>(1)</sup>	170M 3470 <sup>(1)</sup>
500	27 000	180 000	70	aR	170M 3121 <sup>(1)</sup>	170M 3271 <sup>(1)</sup>	170M 3471 <sup>(1)</sup>
550	34 000	230 000	75	aR	170M 3122 <sup>(1)</sup>	170M 3272 <sup>(1)</sup>	170M 3472 <sup>(1)</sup>
630	48 500	325 000	80	aR	170M 3123 <sup>(1)</sup>	170M 3273 <sup>(1)</sup>	170M 3473 <sup>(1)</sup>

(1) UL / CSA.

### Accessories

	Reference	Reference	Reference
Fuse blown auxiliary contact	170H 0069	170H 0069	170H 0069
Fuse base recommended	170H 3004	170H 3006	<sup>(1)</sup>
Recommended load break switches		FUSERBLOC	

(1) Mounts directly onto busbar.

# High-speed fuses (uR)

gR and aR curves

from 5 to 2000 A

## References (continued)

### 690 VAC uR fuses - size 1

$I_n$ eff. value (A)	$I^2t$ from pre-arc to cold (A <sup>2</sup> s)	$I^2t$ operation at 690 V <sup>(3)</sup> eff. (A <sup>2</sup> s)	Losses at $I_n$ (W)	Protection	K/80 Notched Reference	K/110 Notched Reference	DIN 43620 Solid knife blade Reference	BK/50 Threaded hole Reference
40	40	285	4	aR			170M 3808 <sup>(1)</sup>	
50	78	550	4.5	aR			170M 3809 <sup>(1)</sup>	
63	120	850	6.5	aR			170M 3810 <sup>(1)</sup>	
80	185	1350	8.5	aR			170M 3811 <sup>(1)</sup>	
100	360	2600	10	aR			170M 3812 <sup>(1)</sup>	
125	550	3900	11	aR			170M 3813 <sup>(1)</sup>	
160	1150	8250	12	aR			170M 3814 <sup>(1)</sup>	
200	1650	11 500	45	aR		170M 4258 <sup>(2)</sup>		170M 4458 <sup>(2)</sup>
200	2300	16 500	12.5	aR			170M 3815 <sup>(1)</sup>	
250	3100	21 000	55	aR	170M 4109 <sup>(2)</sup>	170M 4259 <sup>(2)</sup>		170M 4459 <sup>(2)</sup>
250	4350	31 000	16	aR			170M 3816 <sup>(1)</sup>	
315	6200	42 000	58	aR	170M 4110 <sup>(2)</sup>	170M 4260 <sup>(2)</sup>		170M 4460 <sup>(2)</sup>
315	7300	52 000	20	aR			170M 3817 <sup>(1)</sup>	
350	10 000	73 000	21.5	aR			170M 3818 <sup>(1)</sup>	
350	8500	59 000	60	aR				170M 4461 <sup>(2)</sup>
400	13 500	91 500	65	aR	170M 4112 <sup>(2)</sup>	170M 4262 <sup>(2)</sup>		170M 4462 <sup>(2)</sup>
400	16 000	115 000	23	aR			170M 3819 <sup>(1)</sup>	
450	17 000	120 000	70	aR	170M 4113 <sup>(2)</sup>	170M 4263 <sup>(2)</sup>		170M 4463 <sup>(2)</sup>
500	25 000	170 000	72	aR	170M 4114 <sup>(2)</sup>			
550	34 000	230 000	75	aR	170M 4115 <sup>(2)</sup>	170M 4265 <sup>(2)</sup>		170M 4465 <sup>(2)</sup>
630	52 000	350 000	80	aR	170M 4116 <sup>(2)</sup>	170M 4266 <sup>(2)</sup>		170M 4466 <sup>(2)</sup>
700	69 500	465 000	85	aR	170M 4117 <sup>(2)</sup>	170M 4267 <sup>(2)</sup>		170M 4467 <sup>(2)</sup>
800	105 000	725 000	95	aR		170M 4268 <sup>(2)</sup>		170M 4468 <sup>(2)</sup>

(1) UL. - (2) UL / CSA. - (3) For DIN 43620 only. For others  $P_t$  at 660 V.

### Accessories

	Reference	Reference	Reference	Reference
Fuse blown auxiliary contact	170H 0069	170H 0069	170H 0236	170H 0069
Fuse base recommended	170H 3004	170H 3006	6501 1011 <sup>(1)</sup>	<sup>(2)</sup>
Recommended load break switches		FUSERBLOC	FUSERBLOC	

(1) Single-pole fuse base 250 A, size 1.

(2) Mounts directly onto busbar.

### 690 VAC uR fuses - size 2

$I_n$ eff. value (A)	$I^2t$ from pre-arc to cold (A <sup>2</sup> s)	$I^2t$ operation at 690 V eff. (A <sup>2</sup> s)	Losses at $I_n$ (W)	Protection	K/80 Notched Reference	K/110 Notched Reference	DIN 43620 Solid knife blade Reference	BK/50 Threaded hole Reference
200	1200	8200	50	aR			170M 5804 <sup>(1)(4)</sup>	
250	2450	16 500	55	aR			170M 5805 <sup>(1)(4)</sup>	
315	4950	33 000	60	aR			170M 5806 <sup>(1)(4)</sup>	
350	7000	46 500	60	aR			170M 5807 <sup>(1)(4)</sup>	
400	11 000	74 000	65	aR	170M 5108 <sup>(2)</sup>	170M 5258 <sup>(2)</sup>		170M 5458 <sup>(2)</sup>
450	15 500	105 000	70	aR		170M 5259 <sup>(2)</sup>		170M 5459 <sup>(2)</sup>
500	21 500	145 000	75	aR	170M 5110 <sup>(2)</sup>	170M 5260 <sup>(2)</sup>		170M 5460 <sup>(2)</sup>
550	28 000	190 000	80	aR	170M 5111 <sup>(2)</sup>	170M 5261 <sup>(2)</sup>		170M 5461 <sup>(2)</sup>
630	41 000	275 000	90	aR		170M 5262 <sup>(2)</sup>		170M 5462 <sup>(2)</sup>
700	60 500	405 000	95	aR		170M 5263 <sup>(2)</sup>		170M 5463 <sup>(2)</sup>
800	86 000	575 000	105	aR		170M 5264 <sup>(2)</sup>		170M 5464 <sup>(2)</sup>
900	125 000	840 000	110	aR		170M 5265 <sup>(2)</sup>		170M 5465 <sup>(2)</sup>
1000 <sup>(3)</sup>	180 000	1 250 000	115	aR		170M 5266 <sup>(2)</sup>		170M 5466 <sup>(2)</sup>
1100 <sup>(3)</sup>	245 000	1 600 000	120	aR		170M 5267 <sup>(2)</sup>		170M 5467 <sup>(2)</sup>
1250	365 000	2 400 000	130	aR				170M 5468 <sup>(2)</sup>
400	11 000	79 000	65	aR			170M 5808 <sup>(1)</sup>	
450	16 000	115 000	70	aR			170M 5809 <sup>(1)</sup>	
500	21 500	155 000	75	aR			170M 5810 <sup>(1)</sup>	
550	29 000	215 000	80	aR			170M 5811 <sup>(1)</sup>	
630	41 000	295 000	90	aR			170M 5812 <sup>(1)</sup>	
700	60 500	430 000	95	aR			170M 5813 <sup>(1)</sup>	

(1) UL. - (2) UL / CSA. - (3) 1100 A and 1250 A, at 600 V,  $P_t$  at 600 V. - (4) Apply derating factor correction of 0.6

### Accessories

	Reference	Reference	Reference	Reference
Fuse blown auxiliary contact	170H 0069	170H 0069	170H 0235	170H 0069
Fuse base recommended	170H 3004	170H 3006	6501 1012 <sup>(1)</sup>	<sup>(2)</sup>
Recommended fused load break switches		FUSERBLOC	FUSERBLOC	FUSERBLOC

(1) Single-pole fuse base 400 A, size 2.

(2) Mounts directly onto busbar.

## 690 VAC uR fuses - size 3

I <sub>n</sub> eff. value eff. (A)	I <sup>2</sup> t from pre-arc to cold (A <sup>2</sup> s)	I <sup>2</sup> t operation at 690 V eff. (A <sup>2</sup> s)	Losses at I <sub>n</sub> (W)	Protection	K/80 Notched <sup>(1)</sup>	K/110 Notched <sup>(1)</sup>	DIN 43620 Solid knife blade <sup>(2)</sup>	BK/50 Threaded hole <sup>(1)</sup>
					Reference	Reference	Reference	Reference
500	14 000	95 000	95	aR		170M 6258	170M 6808	170M 6458
550	19 500	135 000	100	aR			170M 6809	
630	31 000	210 000	105	aR	170M 6110	170M 6260	170M 6810	170M 6460
700	44 500	300 000	110	aR		170M 6261	170M 6811	170M 6461
800	69 500	465 000	115	aR	170M 6112	170M 6262	170M 6812	170M 6462
900	100 000	670 000	120	aR		170M 6263	170M 6813	170M 6463
1000	140 000	945 000	125	aR		170M 6264	170M 6814	170M 6464
1100	190 000	1300 000	130	aR	170M 6115	170M 6265		170M 6465
1250	290 000	1950 000	140	aR	170M 6116	170M 6266	170M 8554	170M 6466
1400	370 000	2450 000	155	aR		170M 6267		170M 6467
1500	460 000	3100 000	160	aR	170M 6118	170M 6268		170M 6468
1600	580 000	3900 000	160	aR	170M 6119	170M 6269		170M 6469
1800 <sup>(5)</sup>	880 000	5250 000	165	aR				170M 6470 <sup>(5)</sup>
2000 <sup>(6)</sup>	1150 000	6350 000	175	aR	170M 6121 <sup>(4)</sup>			170M 6471 <sup>(4)</sup>

(1) UL / CSA.

(2) UL.

(3) Rated voltage 600 VAC.

(4) Rated voltage 550 VAC.

(5) At 600 V, I<sup>2</sup>t at 600 V.

(6) At 550 V, I<sup>2</sup>t at 550 V.

### Accessories

	Reference	Reference	Reference	Reference
Fuse blown auxiliary contact	170H 0069	170H 0069	170H 0236	170H 0069
Fuse base recommended	170H 3004	170H 3006	6501 1013 <sup>(1)</sup>	<sup>(2)</sup>
Recommended fused load break switches		FUSERBLOC	FUSERBLOC	FUSERBLOC

(1) Single-pole fuse base 630 A, size 3.

(2) Mounts directly onto busbar.

## 1000 VAC uR fuses - size 00

I <sub>n</sub> eff. value (A)	I <sup>2</sup> t from pre-arc to cold (A <sup>2</sup> s)	I <sup>2</sup> t operation at 1000 V eff. (A <sup>2</sup> s)	Losses at I <sub>n</sub> (W)	Protection	DIN 43620 Solid knife blade
					Reference
10	3.8	23	5	aR	170M 2672
20	15	110	8.5	aR	170M 2673
25	28.5	210	9.5	aR	170M 2674
32	53	390	11	aR	170M 2675
35	69	500	12	aR	170M 2676
40	105	760	13	aR	170M 2677
50	215	1550	14	aR	170M 2678
63	380	2750	16	aR	170M 2679
80	815	5900	18	aR	170M 2680
100	1550	11 500	21	aR	170M 2681
125	3000	22000	23	aR	170M 2682
160	6250	45000	26	aR	170M 2683
200	12000	86500	31	aR	170M 2684

### Accessories

	Reference
Fuse blown auxiliary contact	170H 0236
Fuse base recommended	6500 1010 <sup>(1)</sup>
Recommended fused load break switches	FUSERBLOC

(1) Single-pole fuse base 160 A, size 00.

# High-speed fuses (uR)

gR and aR curves

from 5 to 2000 A

## References (continued)

### 1250 VAC uR fuses - size 1\*

$I_n$ eff. value (A)	$I^2t$ from pre-arc to cold (A <sup>2</sup> s)	$I^2t$ operation at 1250 V eff. (A <sup>2</sup> s)	Losses at $I_n$ (W)	Protection	K/110 Notched <sup>(1)</sup> Reference
50	135	1100	15	aR	170M 3238
63	215	1750	20	aR	170M 3239
80	420	3350	25	aR	170M 3240
100	750	5950	30	aR	170M 3241
125	1450	11 500	35	aR	170M 3242
160	2600	21 000	40	aR	170M 3243
200	5150	41 000	45	aR	170M 3244
250	9200	73 000	55	aR	170M 3245
315	18 500	150 000	60	aR	170M 3246
350	27 000	220 000	65	aR	170M 3247
400	53 000	335 000	70	aR	170M 3248

(1) UL.

#### Accessories

	Reference
Fuse blown auxiliary contact	170H 0069
Fuse base recommended	170H 3006

### 1250 VAC uR fuses - size 1

$I_n$ eff. value (A)	$I^2t$ from pre-arc to cold (A <sup>2</sup> s)	$I^2t$ operation at 1250 V eff. (A <sup>2</sup> s)	Losses at $I_n$ (W)	Protection	K/110 Notched <sup>(1)</sup> Reference
160	1900	15 500	45	aR	170M 4238
200	3800	30 000	50	aR	170M 4239
250	7750	61 500	60	aR	170M 4240
315	15 000	120 000	65	aR	170M 4241
350	20 000	165 000	70	aR	170M 4242
400	29 500	235 000	75	aR	170M 4243
450	42 000	335 000	80	aR	170M 4244
500	69 500	435 000	85	aR	170M 4245
550	95 000	590 000	95	aR	170M 4246

(1) UL.

#### Accessories

	Reference
Fuse blown auxiliary contact	170H 0069
Fuse base recommended	170H 3006

## 1250 VAC uR fuses - size 2

$I_n$ eff. value (A)	$I^2t$ from pre-arc to cold (A <sup>2</sup> s)	$I^2t$ operation at 1250 V eff. (A <sup>2</sup> s)	Losses at $I_n$ (W)	Protection	K/110 Notched <sup>(1)</sup> Reference
250	6500	51 500	65	aR	170M 5238
315	13 000	105 000	75	aR	170M 5240
350	16 500	135 000	80	aR	170M 5241
400	23 000	180 000	85	aR	170M 5242
500	48 000	380 000	95	aR	170M 5244
630	115 000	730 000	110	aR	170M 5246
700	160 000	1050 000	115	aR	170M 5247
800	245 000	1550 000	120	aR	170M 5248
900	360 000	1750 000	125	aR	170M 5249 <sup>(2)</sup>
1000	480 000	2350 000	135	aR	170M 5250 <sup>(2)</sup>

<sup>(1)</sup> UL.

<sup>(2)</sup> At 1100 V,  $I^2t$  at 1000 V.

### Accessories

	Reference
Fuse blown auxiliary contact	170H 0069
Fuse base recommended	170H 3006

## 1250 VAC uR fuses - size 3

$I_n$ eff. value (A)	$I^2t$ from pre-arc to cold (A <sup>2</sup> s)	$I^2t$ operation at 1250 V eff. (A <sup>2</sup> s)	Losses at $I_n$ (W)	Protection	K/110 Notched <sup>(1)</sup> Reference
500	39 000	310 000	105	aR	170M 6242
550	55 000	435 000	110	aR	170M 6243
630	83 500	665 000	115	aR	170M 6244
700	115 000	940 000	120	aR	170M 6245
800	205 000	1300 000	125	aR	170M 6246
900	305 000	1900 000	130	aR	170M 6247
1000	450 000	2750 000	135	aR	170M 6248
1100	575 000	3600 000	140	aR	170M 6249
1250	810 000	3950 000 <sup>(4)</sup>	145	aR	170M 6250 <sup>(2)</sup>

<sup>(1)</sup> UL.

<sup>(2)</sup> At 1100 V,  $I^2t$  at 1000 V.

### Accessories

	Reference
Fuse blown auxiliary contact	170H 0069
Fuse base recommended	170H 3006



# High-speed fuses (uR)

gR and aR curves

from 5 to 2000 A

## Accessories

### Fuse blown auxiliary contact

#### Connection

6.3 x 0.8 mm fast-on terminals.

#### Electronic principle

An auxiliary contact detects that the fuse has operated.

#### Electrical characteristics

Voltage (VAC)	Rated current (A)
250	2

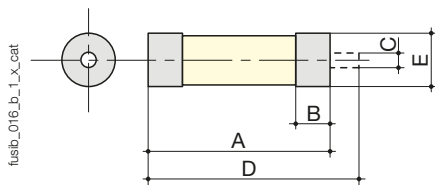


fusb\_061\_a1\_cat

## Dimensions

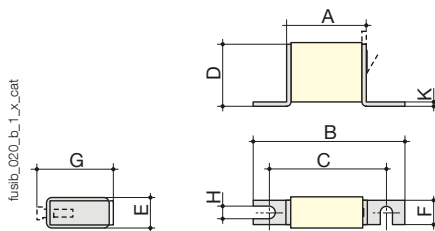
### uR 690 VAC fuses

#### 14 x 51 and 22 x 58



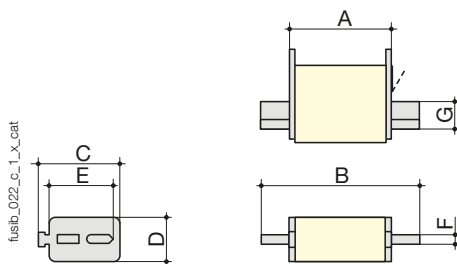
Size	A	B	C	D	E
14 x 51	51	11	4	59	Ø 14.3
22 x 58	58	15	4	66	Ø 22.2

#### DIN 43653 and T/80



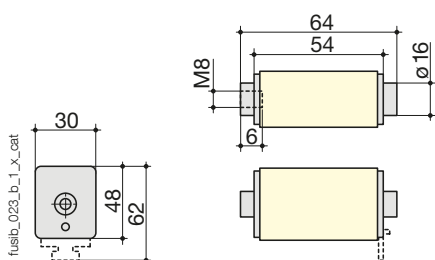
Size	A	B	C	D	E	F	G	H	K
000	54	100	78	40	21	20	51	8	2
00	54	100	78	51	30	28	67	10	2

#### DIN 43620



Size	A	B	C	D	E	F	G
000	54	79	48	21	35	6	15
00	46	79	60	30	35	6	15
0	68	125	60	35	35	6	15
1	71	135	58	45	40	6	20
2	72	150	71	55	48	6	26
3	72	150	88	76	60	6	33

#### BT/60

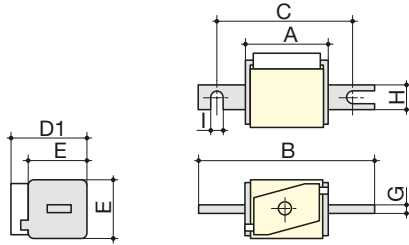


## Dimensions (continued)

### uR 690 VAC fuses (continued)

#### K/80 and K/110

fusb\_024\_b\_1\_x\_cat



#### K/80

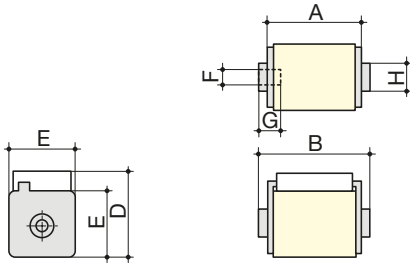
Size	A	B	C	D1	E	G	H	I
1*	50	104	78	59	45	6	22	11
1	50	108	78	69	53	6	25	11
2	50	108	78	77	61	6	25	11
3	51	109	78	92	76	6	30	11

#### K/110

Size	A	B	C	D1	E	G	H	I
1*	50	134	108	59	45	6	22	11
1	50	138	108	69	53	6	25	11
2	50	138	108	77	61	6	25	11
3	51	139	108	92	76	6	30	11

#### BK/50

fusb\_030\_b\_1\_x\_cat



Size	A	B	D	E	F	G	H
1*	50	51	59	45	M8	5	Ø 17
1	50	51	59	53	M8	8	Ø 20
2	50	51 <sup>(1)</sup>	77	61	M10	10	Ø 24
3	51	53 <sup>(2)</sup>	92	76	M12	10	Ø 30

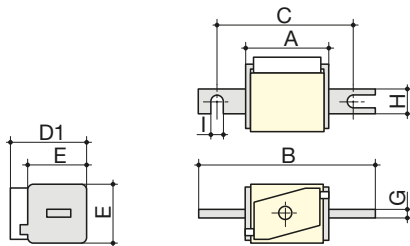
(1) B = 65 mm for rating 1100 to 1250 A.

(2) B = 65 mm for rating 1600 to 2000 A.

### uR 1250 VAC fuses

#### K/110

fusb\_163\_a\_1\_x\_cat



Size	A	B	C	D1	E	G	H	I
1*	80	138	108	59	45	6	20	11
1	80	138	108	69	53	6	25	11
2	80	138	108	77	61	6	25	11
3	81	139	108	92	76	6	30	11