





Push-in
terminal block 2.5mm², 2-levels, blue color

Series	EFD
Code	EFD200BL
Type	EFD.2/BL
HS code	85369010
Colour	Blue
TECHNICAL FEATURES	
Function/Type	2 levels feed-through
Rated cross-section	2.5 mm ²
Connecting capacity	
Flexible wire	0.2-4 mm ²
Rigid wire	0.2-4 mm ²
Wire with ferrule - ferrule type	2.5 mm ² – WP25/19
Electrical characteristics according to IEC EN standard	
Maximum voltage AC/DC	800 V
Maximum current (rated cross-section)	22 A
Caliber	A3
Electrical characteristics according to UL Standard	
Maximum voltage AC/DC	600 V
Maximum current (rated cross-section)	20 A
Section (min-max)	24-12 (AWG)
Electrical characteristics according to ATEX directive and IEC Ex standard	
Maximum voltage AC/DC	500 V
Maximum current (rated cross-section)	18 A
Operating temperature Min/Max	-40 °C / +110 °C
Rated impulse withstand voltage / pollution degree	6 kV / 3
Insulation stripping length	9 mm
Width (pitch)	5.2 mm
Length	71.6 mm
Height mounted on TH35-7.5/TH35-15/G32	53.8 / 61.3 / – mm
Insulation material temperature index (EN 60216-1)	130 °C
Plastic material	Polyamide UL94V-0
ACCESSORIES	
End section	
Grey	EFD.2/PT/GR (cod. EFD201GR)
Blue	EFD.2/PT/BL (cod. EFD201BL)
Thickness	1.5 mm
Cross-connection	
Rated current carrying capacity IEC/ATEX	22 A / 18 A
Coloured partition plate	DFE.2P/R (cod. DFE04R)
Marking	
Adhesive numbering strip	–
Snap-on numbering strip	–
Single marking tag	CNU/8/51 (cod. NU0851S), CNU/10/51 (cod. NU1051S)
Single marking tag for pitch insertion	CNU/8/51 (cod. NU0851S), CNU/10/51 (cod. NU1051S)
End bracket	
TH35 screw type	BT/3 (cod. BT003)
TH35 snap-fit type	BTO (cod. BT007)
TH35 and G32 snap-fit type	BTU (cod. BT005)
DIN rail according to IEC 60715/TH35	PR/3/..
APPROVALS AND MARKINGS	  



* Reduced wiring time* Wire release push button
1 For more details on accessories, refer to the relevant chapters

DESCRIZIONE DEL PRODOTTO

EFD.2/BL Push-in terminal block 2.5mm², 2-levels, blue color