


Product Environmental Profile

Capacitor contactor, TeSys Deca





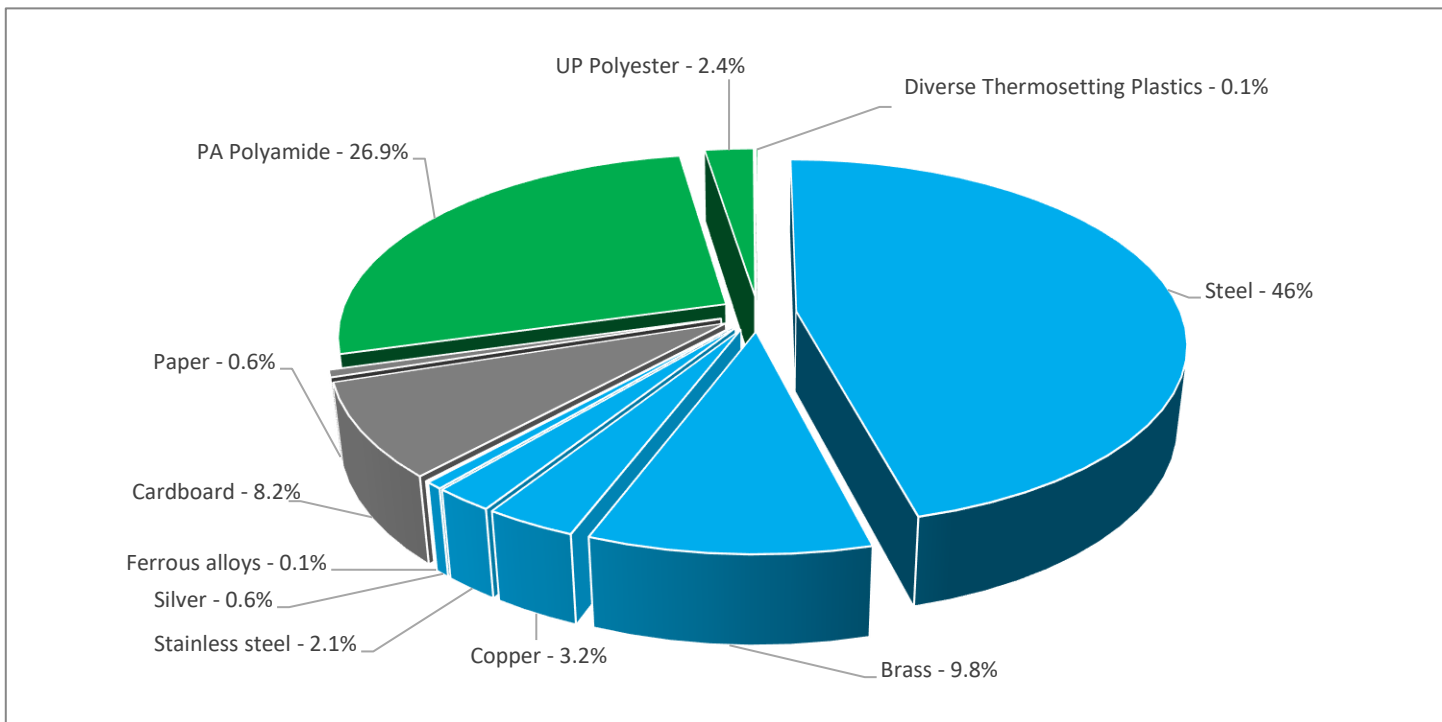
General information

Representative product	Capacitor contactor, TeSys Deca - LC1DWK12M7
Description of the product	The main purpose of the product is to switch on and off electrical power supply of a down stream installation with an electrical and/or mechanical control.
Functional unit	Switch on and off during 20 years electrical power supply of a downstream installation with an electrical and/or mechanical control. The functional unit is characterized by a type Capacitor duty contactor, a control circuit voltage 220V, a power circuit voltage 690V and a rated operational current 200A.



Constituent materials

Reference product mass	1812 g including the product, its packaging and additional elements and accessories
-------------------------------	---



Plastics	29.4%
Metals	61.8%
Others	8.8%



Substance assessment

Products of this range are designed in conformity with the requirements of the RoHS directive (European Directive 2011/65/EU of 2 January 2013, amended in March 2015, 2015/863/EU and in November 2017, 2017/2102/EU) and do not contain, or only contain in the authorised proportions, lead, mercury, cadmium, hexavalent chromium or flame retardants (polybrominated biphenyls - PBB, polybrominated diphenyl ethers – PBDE), Bis (2-ethylhexyl)phthalate - DEHP, Benzyl butyl phthalate– BBP, Dibutyl phthalate - DBP, Diisobutyl phthalate - DIBP) as mentioned in the Directive.

Details of ROHS and REACH substances information are available on the Schneider-Electric Green Premium website <http://www2.schneider-electric.com/sites/corporate/en/products-services/green-premium/green-premium.page>

Additional environmental information

The Capacitor contactor, TeSys Deca presents the following relevant environmental aspects

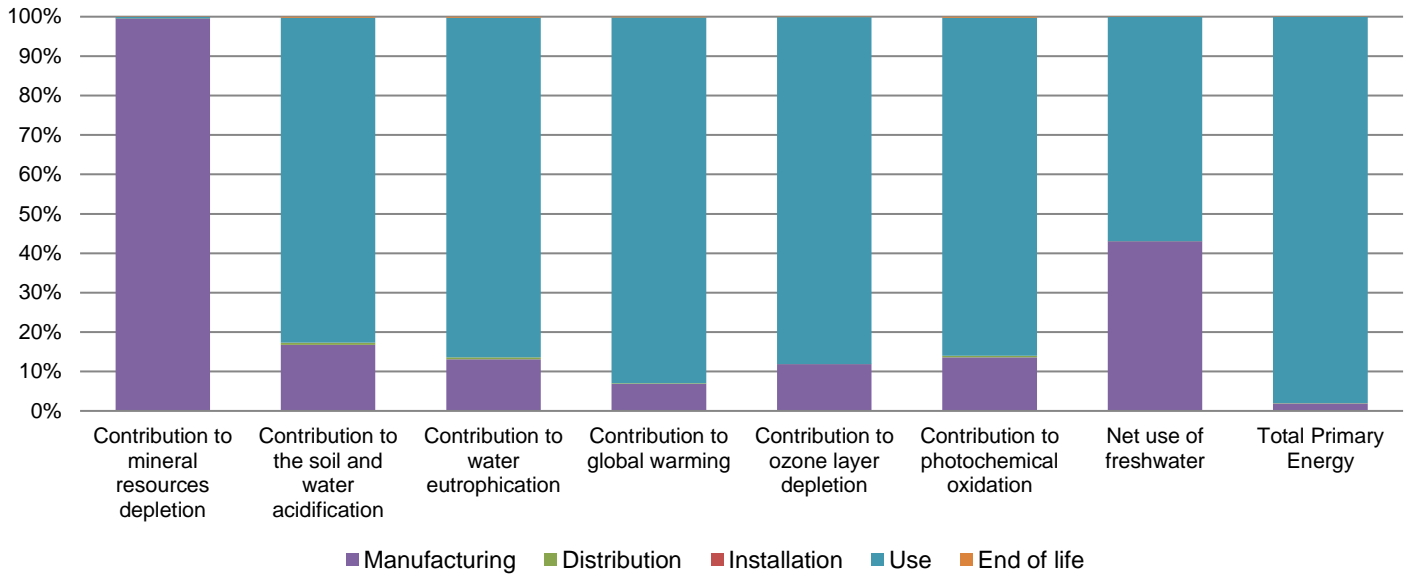
Manufacturing	Manufactured at a Schneider Electric production site ISO14001 certified
Distribution	Weight and volume of the packaging optimized, based on the European Union's packaging directive Packaging weight is 162 g, consisting of Cardboard (93.8%) and Paper (6.2%) Product distribution optimised by setting up local distribution centres
Installation	Ref LC1DWK12M7 does not require any installation operations.
Use	The product does not require special maintenance operations.
End of life	End of life optimized to decrease the amount of waste and allow recovery of the product components and materials No special end-of-life treatment required. According to countries' practices this product can enter the usual end-of-life treatment process. Recyclability potential: 63% Based on "ECO'DEEE recyclability and recoverability calculation method" (version V1, 20 Sep. 2008 presented to the French Agency for Environment and Energy Management: ADEME).

Environmental impacts

Reference life time	20 years			
Product category	Contactor, remote control switch, combinations, starters			
Installation elements	No special components needed			
Use scenario	Load factor : 50% of Ip Use rate: 50% of the RLT			
Geographical representativeness	France			
Technological representativeness	The main purpose of the product is to switch on and off electrical power supply of a down stream installation with an electrical and/or mechanical control.			
Energy model used	Manufacturing	Installation	Use	End of life
	Energy model used: France	Electricity mix; AC; consumption mix, at consumer; 230V; FR	Electricity mix; AC; consumption mix, at consumer; 230V; FR	Electricity mix; AC; consumption mix, at consumer; 230V; FR

Compulsory indicators Capacitor contactor, TeSys Deca - LC1DWK12M7

Impact indicators	Unit	Total	Manufacturing	Distribution	Installation	Use	End of Life
Contribution to mineral resources depletion	kg Sb eq	9.39E-03	9.35E-03	0*	0*	4.05E-05	0*
Contribution to the soil and water acidification	kg SO ₂ eq	1.93E-01	3.23E-02	1.07E-03	0*	1.59E-01	5.55E-04
Contribution to water eutrophication	kg PO ₄ ³⁻ eq	5.10E-02	6.67E-03	2.46E-04	0*	4.39E-02	1.47E-04
Contribution to global warming	kg CO ₂ eq	1.49E+02	1.02E+01	2.34E-01	0*	1.38E+02	2.58E-01
Contribution to ozone layer depletion	kg CFC11 eq	1.18E-05	1.40E-06	0*	0*	1.04E-05	1.23E-08
Contribution to photochemical oxidation	kg C ₂ H ₄ eq	1.99E-02	2.70E-03	7.62E-05	0*	1.70E-02	5.85E-05
Resources use	Unit	Total	Manufacturing	Distribution	Installation	Use	End of Life
Net use of freshwater	m3	4.57E+00	1.97E+00	0*	0*	2.60E+00	0*
Total Primary Energy	MJ	1.80E+04	3.46E+02	3.31E+00	0*	1.76E+04	2.73E+00



Optional indicators		Capacitor contactor, TeSys Deca - LC1DVK12M7					
Impact indicators	Unit	Total	Manufacturing	Distribution	Installation	Use	End of Life
Contribution to fossil resources depletion	MJ	2.10E+03	1.91E+02	3.28E+00	0*	1.91E+03	2.19E+00
Contribution to air pollution	m³	1.39E+04	3.55E+03	9.95E+00	0*	1.03E+04	1.96E+01
Contribution to water pollution	m³	9.87E+03	2.25E+03	3.84E+01	0*	7.56E+03	2.27E+01
Resources use	Unit	Total	Manufacturing	Distribution	Installation	Use	End of Life
Use of secondary material	kg	1.71E-01	1.71E-01	0*	0*	0*	0*
Total use of renewable primary energy resources	MJ	1.29E+01	1.02E+01	4.41E-03	0*	2.69E+00	3.03E-03
Total use of non-renewable primary energy resources	MJ	1.79E+04	3.36E+02	3.30E+00	0*	1.76E+04	2.72E+00
Use of renewable primary energy excluding renewable primary energy used as raw material	MJ	1.21E+01	9.45E+00	4.41E-03	0*	2.69E+00	3.03E-03
Use of renewable primary energy resources used as raw material	MJ	7.47E-01	7.47E-01	0*	0*	0*	0*
Use of non renewable primary energy excluding non renewable primary energy used as raw material	MJ	1.79E+04	3.21E+02	3.30E+00	0*	1.76E+04	2.72E+00
Use of non renewable primary energy resources used as raw material	MJ	1.46E+01	1.46E+01	0*	0*	0*	0*
Use of non renewable secondary fuels	MJ	0.00E+00	0*	0*	0*	0*	0*
Use of renewable secondary fuels	MJ	0.00E+00	0*	0*	0*	0*	0*
Waste categories	Unit	Total	Manufacturing	Distribution	Installation	Use	End of Life
Hazardous waste disposed	kg	3.39E+02	1.34E+02	0*	0*	2.02E+02	2.56E+00
Non hazardous waste disposed	kg	1.93E+01	5.99E+00	8.31E-03	0*	1.33E+01	8.37E-03
Radioactive waste disposed	kg	1.41E-01	3.13E-03	0*	0*	1.38E-01	0*
Other environmental information	Unit	Total	Manufacturing	Distribution	Installation	Use	End of Life
Materials for recycling	kg	1.36E+00	1.83E-01	0*	0*	0*	1.18E+00
Components for reuse	kg	0.00E+00	0*	0*	0*	0*	0*
Materials for energy recovery	kg	2.74E-02	0*	0*	0*	0*	2.74E-02
Exported Energy	MJ	4.52E-05	4.52E-05	0*	0*	0*	0*

* represents less than 0.01% of the total life cycle of the reference flow

Life cycle assessment performed with EIME version EIME v5.9.4, database version 2022-01 in compliance with ISO14044.

The use phase is the life cycle phase which has the greatest impact on the majority of environmental indicators (based on compulsory indicators).

Please note that the values given above are only valid within the context specified and cannot be used directly to draw up the environmental assessment of an installation.

<i>Registration number</i>	ENVPEP111274EN_V1	<i>Drafting rules</i>	PCR-ed3-EN-2015 04 02
<i>Date of issue</i>	12/2022	<i>Supplemented by</i>	PSR-0005-ed2-EN-2016 03 29
<i>Validity period</i>	5 years	<i>Information and reference documents</i>	www.pep-ecopassport.org
<i>Independent verification of the declaration and data</i>			
Internal	X	External	
<i>The elements of the present PEP cannot be compared with elements from another program.</i>			
<i>Document in compliance with ISO 14021:2016 « Environmental labels and declarations - Self-declared environmental claims (Type II environmental labelling) »</i>			

Schneider Electric Industries SAS
Country Customer Care Center
<http://www.schneider-electric.com/contact>
35, rue Joseph Monier
CS 30323
F- 92506 Rueil Malmaison Cedex
RCS Nanterre 954 503 439
Capital social 896 313 776 €

www.schneider-electric.com

ENVPEP111274EN_V1

Published by Schneider Electric

© 2019 - Schneider Electric – All rights reserved

12/2022