



MASTERColour CDM-TC Elite

MASTERC CDM-TC Elite 70W/930 G8.5 1CT/12

Compact, single-ended, very high-efficiency, long-life ceramic metal-halide discharge lamp producing crisp white sparkling light with high color rendering

Warnings and Safety

- Use only in totally enclosed luminaire, even during testing (IEC61167, IEC 62035, IEC60598)
- The luminaire must be able to contain hot lamp parts if the lamp ruptures
- Use only with electronic control gear
- Control gear must include end-of-life protection (IEC61167, IEC 62035)
- A lamp breaking is extremely unlikely to have any impact on your health. If a lamp breaks, ventilate the room for 30 minutes and remove the parts, preferably with gloves. Put them in a sealed plastic bag and take it to your local waste facilities for recycling. Do not use a vacuum cleaner.

Product data

Operating and Electrical		Chromaticity Coordinate X (Nom)		0.434
Power Consumption	73.2 W	Chromaticity Coordinate Y (Nom)		0.398
Voltage (Nom)	85 V	Correlated Color Temperature (Nom)		3000 K
Voltage (Nom)	85 V	Luminous Efficacy (rated) (Nom)		107 lm/W
General Information		Color rendering index (CRI)		90
Cap-Base	G8.5 [G8.5]	Controls and Dimming		
Operating Position	UNIVERSAL [Any or Universal (U)]	Dimmable		No
Flux measurement reference	Sphere	Mechanical and Housing		
Light Technical		Bulb Finish		Clear
Color Code	930 [CCT of 3000K]	Bulb Shape		T14 [T 14 mm]
Luminous Flux	7,800 lumen			
Color Designation	Warm White (WW)			

MASTERC colour CDM-TC Elite

Approval and Application

Mercury (Hg) Content (Max)	6.6 mg
Mercury (Hg) Content (Nom)	6.6 mg
Energy Consumption kWh/1000 h	74 kWh
EPREL Registration Number	473,265

Product Data

Full product code	872790091153400
Order product name	MASTERC CDM-TC Elite 70W/930 G8.5 1CT/12

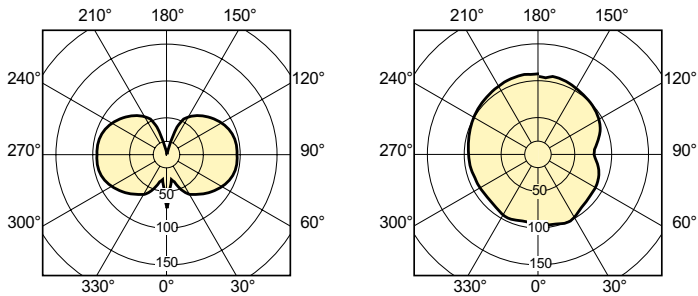
Order code	928189505131
Numerator - Quantity Per Pack	1
Numerator - Packs per outer box	12
Material number (12NC)	928189505131
Full product name	MASTERC CDM-TC Elite 70W/930 G8.5 1CT/12
EAN/UPC - Case	8727900911541

Dimensional drawing

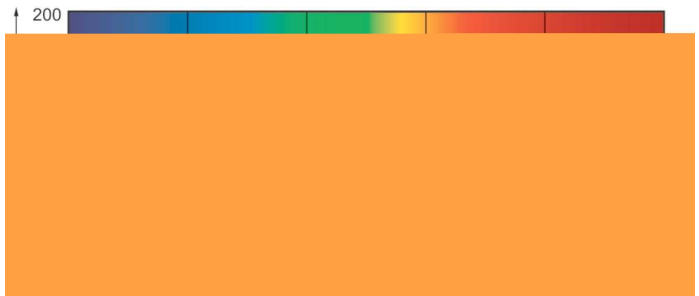
. D .

Product	D (max)	O	L (min)	L (max)	L	C (max)
MASTERC CDM-TC Elite 70W/930 G8.5 1CT/12	15 mm	7.15 mm	51 mm	53 mm	52 mm	85 mm

Photometric data



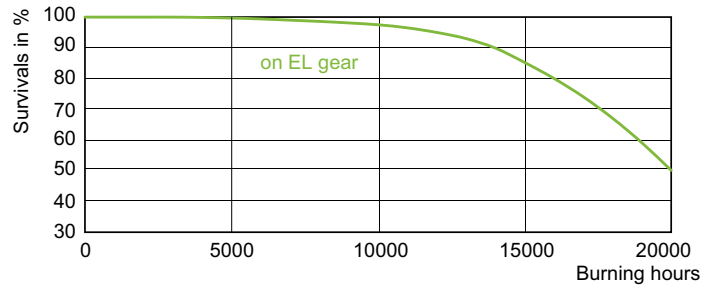
Light Distribution Diagram - MASTERC CDM-TC Elite 70W/930 G8.5 1CT/12



Spectral Power Distribution Colour - MASTERC CDM-TC Elite 70W/930 G8.5 1CT/12

MASTERC colour CDM-TC Elite

Lifetime



Lumen Maintenance Diagram - MASTERC CDM-TC Elite 70W/930 G8.5 1CT/12

Life Expectancy Diagram - MASTERC CDM-TC Elite 70W/930 G8.5 1CT/12

