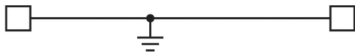







Screw terminal block 2.5mm²,
1-level, earth connection, for TH15 rail



Series	TR
Code	TR110
Type	TR.2
HS code	85369010
Colour	Yellow-green
TECHNICAL FEATURES	
Function/Type	Earth terminal blocks
Rated cross-section	2.5 mm ²
Connecting capacity	
Flexible wire	0.2-4 mm ²
Rigid wire	0.2-4 mm ²
Wire with ferrule - ferrule type	2.5 mm ² – WP25/14
Electrical characteristics according to IEC EN standard	
Maximum voltage AC/DC	–
Maximum current (rated cross-section)	–
Caliber	A3
Electrical characteristics according to UL Standard	
Maximum voltage AC/DC	600 V
Maximum current (rated cross-section)	–
Section (min-max)	20-12 (AWG)
Tightening torque value (UL)	3.5 lb.in
Electrical characteristics according to ATEX directive and IEC Ex standard	
Maximum voltage AC/DC	–
Maximum current (rated cross-section)	24 A
Operating temperature Min/Max	-40 °C / +110 °C
Rated impulse withstand voltage / pollution degree	6 kV / 3
Insulation stripping length	8 mm
Tightening torque value (nom. / max.)	0.4 / 0.8 Nm
Width (pitch)	5 mm
Length	32 mm
Height mounted on TH35-7.5/TH35-15/G32	– / – / –
Height mounted on TH15-5.5	32 mm
Insulation material temperature index (EN 60216-1)	130 °C
Plastic material	Polyamide UL94V-0
ACCESSORIES	
End section	
Grey	TR.2/PT (cod. TR111)
Thickness	1.5 mm
Cross-connection	
Coloured partition plate	DFP/2/R (cod. DFP2R)
Protection cover	–
Test plug socket	–
Screw and plate for short-circuit	
Marking	
Single marking tag	CNU/8/51 (cod. NU0851S) – CNU/10/61 (cod. NU1061S)
Single marking tag for pitch insertion	CNU/8/51 (cod. NU0851S)
End bracket	
TH35 screw type	BT/2 (cod. BT006)
Mounting rail	
IEC 60715/TH15	PR.2/...
APPROVALS AND MARKINGS	
    	



1 For more details on accessories, refer to the relevant chapters

DESCRIZIONE DEL PRODOTTO

TR.2 Screw
terminal block 2.5mm², 1-level, earth connection, for TH15 rail