
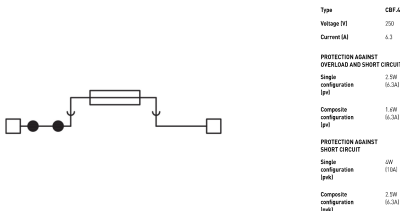



Screw terminal  
block 4mm<sup>2</sup> fuse-holder, beige color

<b>Series</b>	SFR – CBF
<b>Code</b>	CBF04
<b>Type</b>	CBF.4
<b>Colour</b>	Beige
<b>TECHNICAL FEATURES</b>	
<b>Function/Type</b>	Fuse-holder 5×20
<b>Rated cross-section</b>	4 mm <sup>2</sup>
<b>Connecting capacity</b>	
<b>Flexible wire</b>	0.2-6 mm <sup>2</sup>
<b>Rigid wire</b>	0.2-6 mm <sup>2</sup>
<b>Wire with ferrule - ferrule type</b>	4 mm <sup>2</sup> – WP40/16
<b>Electrical characteristics according to IEC EN standard</b>	
<b>Maximum voltage AC/DC</b>	630 V
<b>Maximum current (rated cross-section)</b>	6.3 A (1)
<b>Caliber</b>	A4
<b>Electrical characteristics according to UL Standard</b>	
<b>Maximum voltage AC/DC</b>	600 V
<b>Maximum current (rated cross-section)</b>	6.3 A
<b>Section (min-max)</b>	20-12 (AWG)
<b>Tightening torque value (UL)</b>	4.4 lb.in
<b>Electrical characteristics according to ATEX directive and IEC Ex standard</b>	
<b>Rated impulse withstand voltage / pollution degree</b>	6 kV / 3
<b>Insulation stripping length</b>	10 mm
<b>Tightening torque value (nom. / max.)</b>	0.5 / 1 Nm
<b>Width (pitch)</b>	6 mm
<b>Length</b>	57 mm
<b>Height mounted on TH35-7.5/TH35-15/G32</b>	76 / 83 / – mm
<b>Insulation material temperature index (EN 60216-1)</b>	130 °C
<b>Plastic material</b>	Polyamide UL94V-0
<b>ACCESSORIES</b>	
<b>End section</b>	
<b>Grey</b>	–
<b>Blue</b>	–
<b>Beige</b>	CBSF.2-4/PT (cod. CB401)
<b>Thickness</b>	1.5 mm
<b>Cross-connection</b>	
<b>Model A)</b>	PTC/4/... (cod. PTC04...)
<b>Model B)</b>	PTP/4/... (cod. PTP04...)
<b>Rated current carrying capacity IEC/ATEX</b>	32 A
<b>Cross-connection identification strip</b>	PTC/SP (cod. PTC0990)
<b>Coloured partition plate</b>	–
<b>Cross-connection barrier</b>	–
<b>Test plug socket</b>	–
<b>Test plug</b>	–
<b>Marking</b>	
<b>Snap-on numbering strip</b>	CNU/8/51 (cod. NU0851S) – CNU/10/61 (cod. NU1061S)
<b>Single marking tag</b>	–
<b>Fuse type</b>	5×20 mm (1)
<b>Conductive element</b>	CO/5 (cod. VL103)
<b>Light alarm circuit (12...48 V)</b>	CIL/12–24–48 (cod. CB518)
<b>Light alarm circuit (110...230 V)</b>	CIL/115–230 (cod. CB523)
<b>End bracket</b>	
<b>TH35 screw type</b>	BT/3 (cod. BT003)
<b>TH35 snap-fit type</b>	BTO (cod. BT007)
<b>TH35 and G32 snap-fit type</b>	BTU (cod. BT005)
<b>Mounting rail</b>	
<b>IEC 60715/TH35</b>	PR/3/...
<b>IEC 60715/G32</b>	–
<b>APPROVALS AND MARKINGS</b>	
	





\* Suitable for 5x20 mm fuses\* Accessory with alarm LED, available separately

1 For more details on accessories, refer to the relevant chapters2 (1) Value limited by the certification rating of the fuse

## DESCRIZIONE DEL PRODOTTO

CBF.4 Screw terminal block  
4mm<sup>2</sup> fuse-holder, beige color