

PRODUCT DATASHEET

FL 20 P 17W 2K4LM 840 PS SY100 BK

FLOODLIGHT 20 | Versatile floodlight with up to 2400 lm light output



PERFOR-
MANCE
CLASS

Areas of application

- Replacement for floodlights with halogen lamps
- Outdoor use (IP66)
- D-sign according to EN 60598-2-24 for fire-risk commercial unit, e.g. by accumulation of dust
- Public areas
- Building facades
- Construction areas
- Parking
- Gardens and balconies

Product benefits

- Breather membrane to optimize air exchange, without compromising IP protection
- Highly versatile due to selectable power steps (Multi Lumen) on the housing
- Robust cable gland with integrated waterstop function
- Safe and very uniform illumination, due to frosted and tempered glass diffuser
- Bright, robust and durable
- Energy savings of up to 90 % compared to halogen lamp floodlights
- No upper light output ratio (ULOR 0%) when mounted at 0° tilt

Product features

- High luminous efficacy: up to 145 lm/W
- Type of protection: IP66
- Pre-installed, flexible 1 m cable (H05RN-F), wrapped 3 x 1.0 mm² single wires
- Reflector-based, symmetric light distribution with 100° x 100° beam angle
- Mounting bracket with 30° angle and wide rotation area

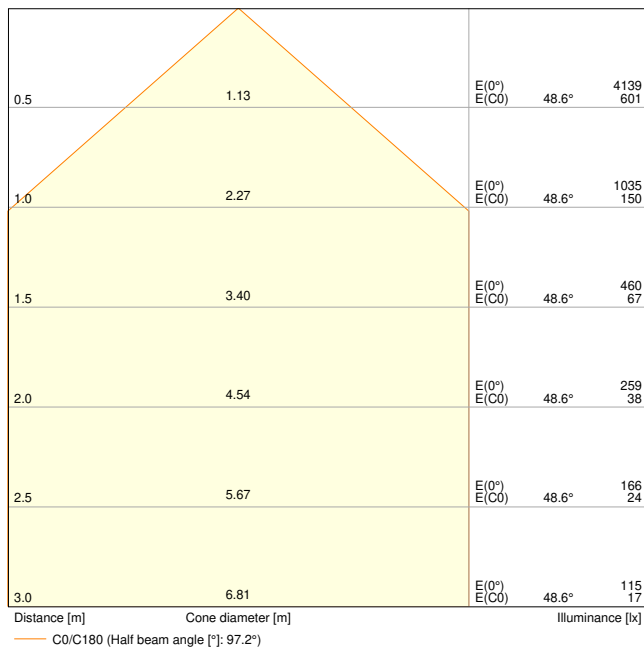
TECHNICAL DATA

Electrical data

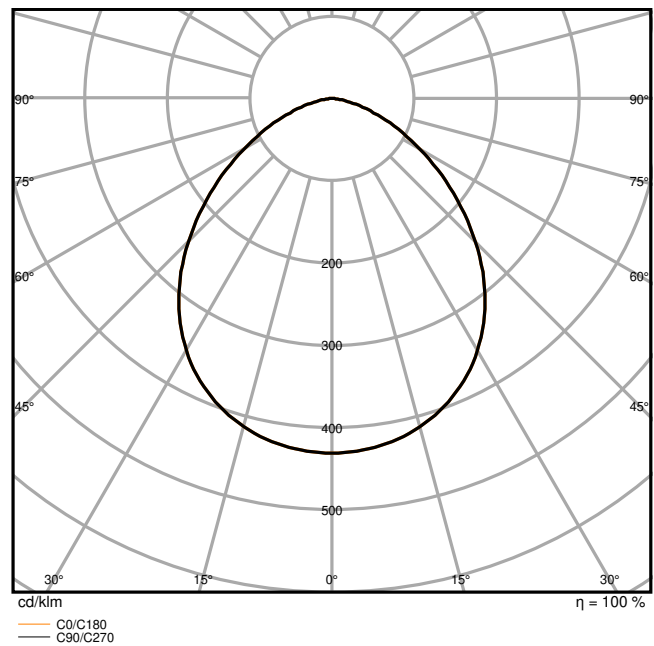
Nominal wattage	17 W / 11 W
Nominal voltage	220...240 V
Mains frequency	50...60 Hz
Nominal current	75/60 mA
Inrush current	7.32 A
Inrush current time T_{h50}	23.4 μ s
Max. number of luminaires per miniature circuit breaker B16	102
Max. number of luminaires per miniature circuit breaker C10	81
Max. number of luminaires per miniature circuit breaker C16	131
Power factor λ	> 0.90
Total harmonic distortion	< 20 %
Protection class	I
Surge capability (L-N)	2 kV
Surge capability (L/N-Ground)	4 kV
Operating mode	Integrated LED driver

Photometrical data

Luminous flux	2400 lm / 1600 lm
Luminous efficacy	145 lm/W
Color temperature	4000 K
Light color (designation)	Cool White
Color rendering index Ra	80
Standard deviation of color matching	5 sdc _m
Stroboscope effect metric (SVM)	≤0.9
Photobiological safety group acc. to EN62778	RG1
Photobiological safety group acc. to EN62471	RG1
Beam angle	100 ° x 100 °



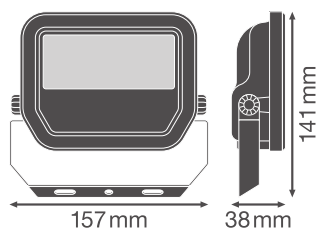
FL 20 P 17W 2K4LM 840 PS SY100 BK



FL 20 P 17W 2K4LM 840 PS SY100 BK

Dimensions & Weight

Length	157.00 mm
Width	38.00 mm
Height	141.00 mm
Product weight	526.00 g
Cable length	1000 mm



FL 20 P SY100

Materials & Colors

Product color	Black
Housing color	Black

Body material	Aluminum
Cover material	Glass
Light emitting surface material	Glass
Glow Wire Test according to IEC 60695-2-12	650 °C
Mercury content	0.0 mg

Application & Mounting

Ambient temperature range	-30...+50 °C
Temperature range at storage	-40...+70 °C
Type of connection	Cable, 3-pole
Type of protection	IP66
Protection class IK (shock resistance)	IK07
Corrosion resistance class acc. to EN 12944	C4
Dimmable	No
Mounting type	Surface
Mounting location	Wall / Ceiling / Floor
Application environment	Outdoor
Adjustable	Yes
With light source	Yes

Lifespan

Lifespan L70/B50 at 25 °C	100000 h ¹⁾
Lifespan L80/B10 at 25 °C	75000 h ¹⁾
Lifespan L80/B50 at 25 °C	70000 h
Lifespan L90/B10 at 25 °C	35000 h

¹⁾ t[h]: L70 / B50 @ 25 °C (Ta), t[h]: L80 / B10 @ 25 °C (Ta), t[h]: L90 / B10 @ 25 °C (Ta)

Control gear

Output current	133 mA
ECG - Output ripple current	< 20 %

Certificates & Standards

Standards	CE / CB / ENEC / EAC / UKCA / EPD
Luminaire with limited surface temperature, "D sign"	Yes
Ball shot safe	No
EPD	LEDV-00031-V01.01-EN
Replaceable light source (EPREL)	Not replaceable

















Additional product data


Added function	MULTI SELECT
----------------	--------------

Safety advice

– Max. wind load surface 0.015 m²

DOWNLOAD DATA

Documents and certificates		Document name
	User instruction / safety instructions	G11193706_UI_Floodlight_08W-41W
	Legal information	Insert_LSI_Floodlight_8_41w_G11195967
	Legal information	Informationstext 18 Abs 4 ElektroG
	Legal information	Safety Insert G11205496
	Legal information	Legal Insert FLOODLIGHT LUMS
	Declarations of conformity	FLOODLIGHT GEN4
	Declarations of conformity UKCA	FLOODLIGHT GEN4
Photometric and lighting design files		Document name
	IES file (IES)	FL 20 P 17W 2K4LM 840 PS SY100 BK
	LDT file (Eulumdat)	FL 20 P 17W 2K4LM 840 PS SY100 BK
	ULD file (DIALux)	FL 20 P 17W 2K4LM 840 PS SY100 BK
	ROLF file (RELUX)	FL 20 P 17W 2K4LM 840 PS SY100 BK
	UGR file (UGR table)	FL 20 P 17W 2K4LM 840 PS SY100 BK
	Light distribution curve type cone	FL 20 P 17W 2K4LM 840 PS SY100 BK
	Light distribution curve type polar	FL 20 P 17W 2K4LM 840 PS SY100 BK
CAD/BIM files		Document name
	BIM Revit 3D	Floodlight G4
	CAD STEP 3D	FL G4 17W

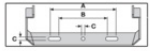
Tender texts	Document name
 Tender documents	FLOODLIGHT 20 17W 2K4LM 840 PS SY100 BK-EN

LOGISTICAL DATA

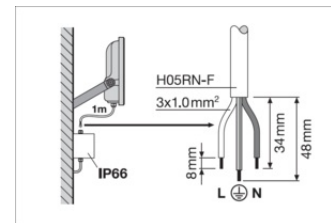
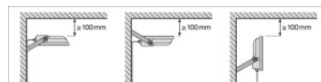
Product code	Packaging unit (Pieces/Unit)	Dimensions (length x width x height)	Gross weight	Volume
4099854305825	Folding box 1	64 mm x 162 mm x 150 mm	585.00 g	1.56 dm ³
4099854305832	Shipping box 12	402 mm x 338 mm x 175 mm	7604.00 g	23.78 dm ³

The mentioned product code describes the smallest quantity unit which can be ordered. One shipping unit can contain one or more single products. When placing an order, for the quantity please enter single or multiples of a shipping unit.

ADDITIONAL CATALOG INFORMATION



230 Vac					
	A	B	C	IP	Beam diameter (mm)
8W	68	48	5.5	2x M4	0.012m ²
17W	78	58	6.5	2x M5	0.015m ²
41W	108	78	8.5	2x M6	0.025m ²



Product Code	Power (W)	Beam Diameter (mm)	Beam Angle (°)	Mounting
FL 20 P 8W 2K4LM 840 PS SY100	8 W / 260 lm	8 W / 1200 lm		
FL 20 P 8W 2K4LM 840 PS SY100	8 W / 260 lm	8 W / 1200 lm		
FL 20 P 8W 2K4LM 840 PS SY100	8 W / 260 lm	8 W / 1200 lm		
FL 20 P 17W 2K4LM 840 PS SY100	17 W / 2600 lm	17 W / 2600 lm		
FL 20 P 17W 2K4LM 840 PS SY100	17 W / 2600 lm	17 W / 2600 lm		
FL 20 P 41W 2K4LM 840 PS SY100	41 W / 2600 lm	41 W / 2600 lm		
FL 20 P 41W 2K4LM 840 PS SY100	41 W / 2600 lm	41 W / 2600 lm		
FL 20 P 41W 2K4LM 840 PS SY100	41 W / 2600 lm	41 W / 2600 lm		

References / Links

– For Guarantee see www.ledvance.com/guarantee

DISCLAIMER

Subject to change without notice. Errors and omission excepted. Always make sure to use the most recent release.