

## PRODUCT DATASHEET

### LED Value PAR16 50 36° 4.3W 830 GU10

LED VALUE PAR16 | LED reflector lamps PAR16 with retrofit pin base



#### Areas of application

- Shops and exhibition rooms
- Domestic applications
- Commercial applications
- Accent lighting
- Outdoor use in suitable outdoor luminaires only

#### Product benefits

- Quick, simple and safe replacement without rewiring
- Design, dimensions, luminous flux comparable to an incandescent or halogen lamp
- Low maintenance costs thanks to long lifetime
- No UV and near-IR radiation in the light beam
- Instant 100 % light, no warm-up time
- Lower energy consumption than incandescent or halogen lamps

#### Product features

- LED alternative to high voltage halogen lamps
- Not dimmable
- Base: GU10
- Lamp made of glass
- Good quality of light; color rendering index  $R_a \geq 80$



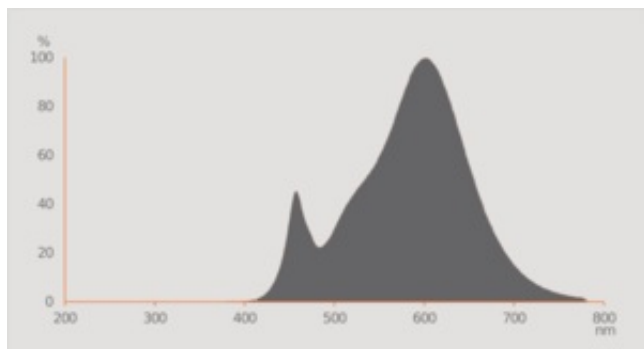
## TECHNICAL DATA

### Electrical data

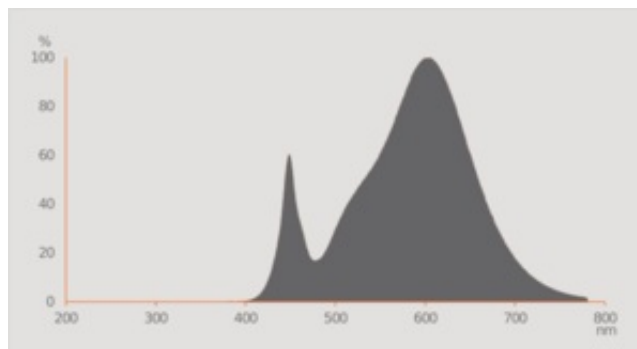
Nominal wattage	4.3 W
Construction wattage	4.30 W
Nominal voltage	220...240 V
Operating mode	AC Mains
Claimed equiv. conventional lamp power	50 W
Nominal current	38 mA
Type of current	AC
Inrush current	7 A
Operating frequency	50/60 Hz
Mains frequency	50/60 Hz
Max. lamp number on MCB B10 A	41
Max. lamp number on MCB B16 A	52
Total harmonic distortion	150 %
Power factor $\lambda$	> 0.40

### Photometrical data

Luminous intensity	600 cd
Luminous flux	350 lm
Nominal useful luminous flux 90°	350 lm
Luminous efficacy	81 lm/W
Lumen main.fact.at end of nom.life time	0.93
Light color (designation)	Warm White
Color temperature	3000 K
Color rendering index Ra	80
Light color	830
Standard deviation of color matching	≤6 sdcM
Rated peak intensity	600 cd
Rated LLMF at 6,000 h	0.80
Flickering metric (Pst LM)	≤1
Stroboscope effect metric (SVM)	≤0.4



Everlight 67-23ST KKE 3000K



OS S10x18 3000K

### Light technical data

Beam angle	36 °
Warm-up time (60 %)	< 0.50 s
Starting time	< 0.5 s

### Dimensions & Weight

Overall length	54.00 mm
Diameter	50.00 mm
Maximum diameter	50 mm
Product weight	40.00 g

### Temperatures & operating conditions

Ambient temperature range	-20...+40 °C
Maximum temperature at tc test point	90 °C

### Lifespan

Lifespan L70/B50 at 25 °C	10000 h
Number of switching cycles	100000
Lumen maintenance at end of service lifetime	0.93
Rated lamp survival factor at 6,000 h	≥ 0.90

## Additional product data

Base (standard designation)	GU10
Mercury content	0.0 mg
Mercury-free	Yes
Product remark	All technical parameters apply to the entire lamp / Due to the complex production process for light-emitting diodes, the typical values shown for the technical LED parameters are purely statistical values that do not necessarily match the actual technical parameters of each individual product, which can vary from the typical value

## Capabilities

Dimmable	No
----------	----

## Certificates &amp; Standards

Energy efficiency class	F 1)
Energy consumption	5.00 kWh/1000h
Type of protection	IP20
Standards	CE / EAC
Photobiological safety group acc. to EN62778	RG1

1) Energy efficiency class (EEC) on a scale of A (highest efficiency) to G (lowest efficiency)

## Country-specific categorizations

Order reference	LVPAR165036 4,3
-----------------	-----------------

## LOGISTICAL DATA

Temperature range at storage	-20...+80 °C
------------------------------	--------------

## Energy labelling regulation data acc EU 2019/2015


Lighting technology used	LED
Non-directional or directional	DLS
Mains or non-mains	MLS
Light source cap-type (or other electric interface)	GU10
Connected light source (CLS)	No
Color-tuneable light source	No
Envelope	No
High luminance light source	No
Anti-glare shield	No
Correlated colour temperature type	SINGLE_VALUE

Standby power	0 W
Claim of equivalent power	Yes
Length	54.00 mm
Height	50.00 mm
Width	50.00 mm
Chromaticity coordinate x	0.434
Chromaticity coordinate y	0.403
R9 Colour rendering index	9
Beam angle correspondence	NARROW_CONE_90
Survival factor	0.90
Displacement factor	>0.4
LED light source replaces a fluorescent light source	No
EPREL ID	522946,1368226
Model number	AC32704,AC45696,AC45696







**Safety advice**

- Do not touch the lamp if broken.
- Must not be used if outer bulb is defective.

**DOWNLOAD DATA**

Documents and certificates		Document name
	Declarations of conformity	PAR16 and GX53

Photometric and lighting design files		Document name
	IES file (IES)	AC08580_PAR165W
	LDT file (Eulumdat)	AC08580_PAR165W
	Light distribution curve type cone	LVPAR165036 3,6W 830 230V GU10 FS1 OSRAM
	Light distribution curve type polar	LVPAR165036 3,6W 830 230V GU10 FS1 OSRAM
	Spectral power distribution	Everlight 67-23ST KKE 3000K
	Spectral power distribution	OS S10x18 3000K

## LOGISTICAL DATA

Product code	Packaging unit (Pieces/Unit)	Dimensions (length x width x height)	Gross weight	Volume
4058075096622	Folding box 1	49 mm x 49 mm x 62 mm	47.00 g	0.15 dm <sup>3</sup>
4058075096639	Shipping box 10	255 mm x 107 mm x 72 mm	520.00 g	1.96 dm <sup>3</sup>

The mentioned product code describes the smallest quantity unit which can be ordered. One shipping unit can contain one or more single products. When placing an order, for the quantity please enter single or multiples of a shipping unit.

## DISCLAIMER

Subject to change without notice. Errors and omission excepted. Always make sure to use the most recent release.