


Product Environmental Profile

RM Control Relay





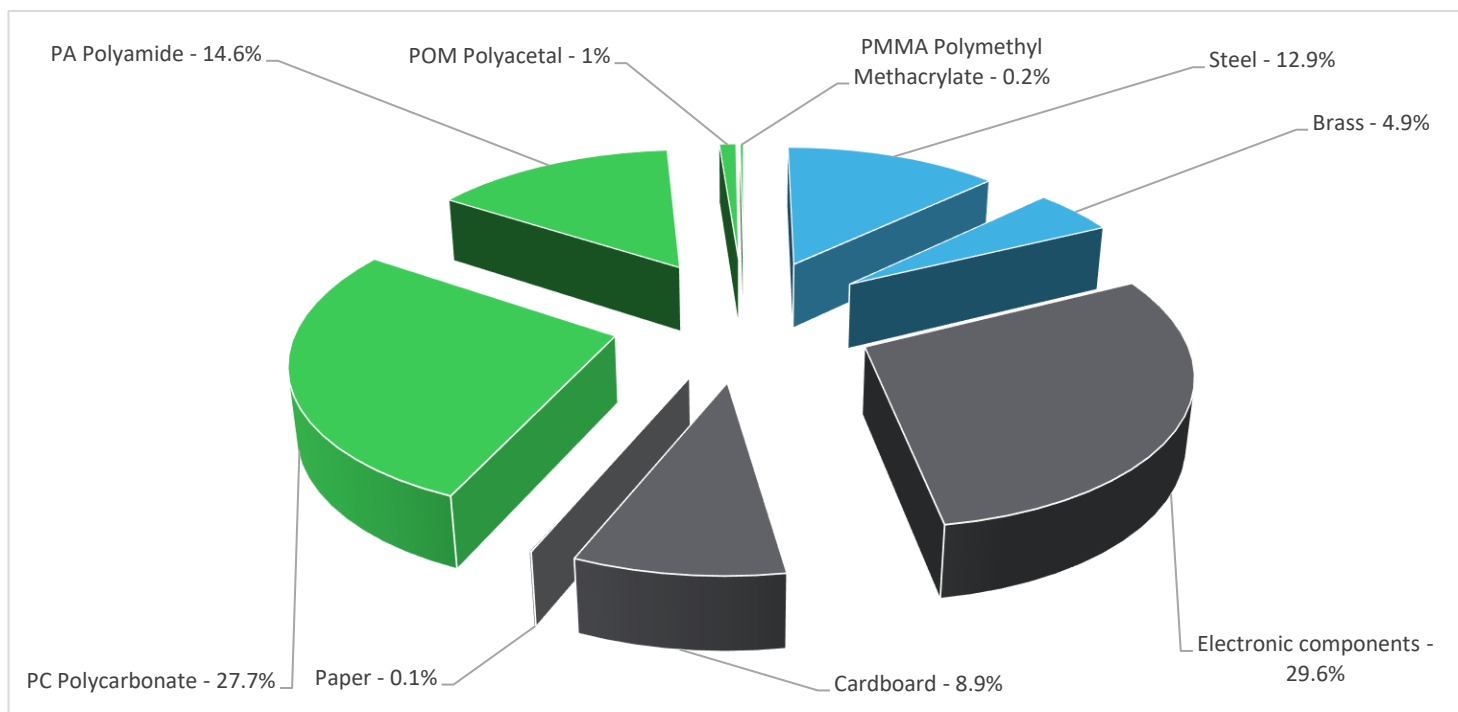
General information

Representative product	RM Control Relay - RM22UA33MR
Description of the product	RM control relay product monitors and detects abnormal operating conditions concerning phase, current, voltage, frequency, speed, or temperature. The relays inform users of abnormal conditions and allow them to initiate the necessary corrective actions before serious and costly breakdowns can occur.
Description of the range	Depending on the product model, control relay products are categorized into 8 product families of 3-phase control, current control, voltage control, frequency control, speed control, lift temperature control, level control and pump control. Products are with the functions of monitoring, informing, protecting, managing and commissioning. The environmental impacts of this referenced product are representative of the impacts of the other products of the range which are developed with a similar technology.
Functional unit	To switch ON/OFF electrical contacts when the abnormal operating conditions is detected during 10 years and a 100% use rate.



Constituent materials

Reference product mass 110 g including the product, its packaging and additional elements and accessories



Plastics	43.5%
Metals	17.8%
Others	38.6%



Substance assessment

Products of this range are designed in conformity with the requirements of the RoHS directive (European Directive 2011/65/EU of 8 June 2011) and do not contain, or only contain in the authorised proportions, lead, mercury, cadmium, hexavalent chromium or flame retardants (polybrominated biphenyls - PBB, polybrominated diphenyl ethers - PBDE) as mentioned in the Directive

As the products of the range are designed in accordance with the RoHS Directive (European Directive 2002/95/EC of 27 January 2003), they can be incorporated without any restriction in an assembly or an installation subject to this Directive.

Details of ROHS and REACH substances information are available on the Schneider-Electric Green Premium website

<http://www2.schneider-electric.com/sites/corporate/en/products-services/green-premium/green-premium.page>

Additional environmental information

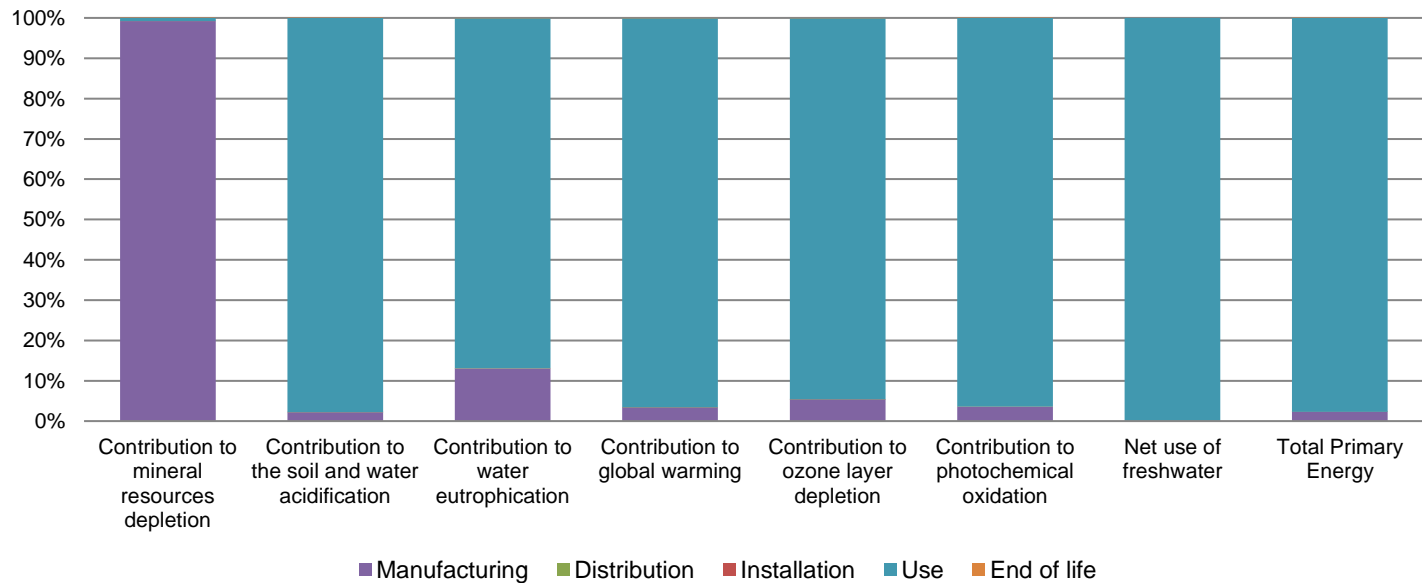
The RM Control Relay presents the following relevant environmental aspects

Manufacturing	Manufactured at a Schneider Electric production site ISO14001 certified
Distribution	Weight and volume of the packaging optimized, based on the European Union's packaging directive Packaging weight is 10.1 g, consisting of Cardboard (98.4%), Paper(1.6%) Packaging recycled materials is 100% of total packaging mass.
Installation	RM22UA33MR does not require any installation operations.
Use	The product does not require special maintenance operations.
End of life	End of life optimized to decrease the amount of waste and allow recovery of the product components and materials This product contains PCBA assembly(33.4g) that should be separated from the stream of waste so as to optimize end-of-life treatment. The location of these components and other recommendations are given in the End of Life Instruction document which is available on the Schneider-Electric Green Premium website http://www2.schneider-electric.com/sites/corporate/en/products-services/green-premium/green-premium.page Recyclability potential: 24% Based on "ECO'DEEE recyclability and recoverability calculation method" (version V1, 20 Sep. 2008 presented to the French Agency for Environment and Energy Management: ADEME).

Environmental impacts

Reference life time	10 years
Product category	Other equipments - Active product
Installation elements	No special components needed
Use scenario	The product is in active mode with a power use of 1.5 W for 10 years at a 100% use rate.
Geographical representativeness	Europe
Technological representativeness	RM control relay product monitors and detects abnormal operating conditions concerning phase, current, voltage, frequency, speed, or temperature. The relays inform users of abnormal conditions and allow them to initiate the necessary corrective actions before serious and costly breakdowns can occur.
Energy model used	Manufacturing
	Energy model used: Indonesia
	Installation
	Electricity grid mix; AC; consumption mix, at consumer; < 1kV; EU-27
	Use
	Electricity grid mix; AC; consumption mix, at consumer; < 1kV; EU-27
	End of life
	Electricity grid mix; AC; consumption mix, at consumer; < 1kV; EU-27

Compulsory indicators		RM Control Relay - RM22UA33MR					
Impact indicators	Unit	Total	Manufacturing	Distribution	Installation	Use	End of Life
Contribution to mineral resources depletion	kg Sb eq	7.16E-04	7.11E-04	0*	0*	5.59E-06	0*
Contribution to the soil and water acidification	kg SO ₂ eq	2.75E-01	6.00E-03	6.48E-05	0*	2.69E-01	4.61E-05
Contribution to water eutrophication	kg PO ₄ ³⁻ eq	1.87E-02	2.42E-03	1.49E-05	0*	1.62E-02	2.12E-05
Contribution to global warming	kg CO ₂ eq	6.67E+01	2.26E+00	1.42E-02	0*	6.44E+01	6.39E-02
Contribution to ozone layer depletion	kg CFC11 eq	4.44E-06	2.40E-07	0*	0*	4.19E-06	2.21E-09
Contribution to photochemical oxidation	kg C ₂ H ₄ eq	1.53E-02	5.41E-04	4.62E-06	0*	1.48E-02	3.98E-06
Resources use	Unit	Total	Manufacturing	Distribution	Installation	Use	End of Life
Net use of freshwater	m3	2.33E+02	0*	0*	0*	2.33E+02	0*
Total Primary Energy	MJ	1.32E+03	3.00E+01	2.01E-01	0*	1.29E+03	2.01E-01



Optional indicators		RM Control Relay - RM22UA33MR						
Impact indicators	Unit	Total	Manufacturing	Distribution	Installation	Use	End of Life	
Contribution to fossil resources depletion	MJ	7.54E+02	2.28E+01	1.99E-01	0*	7.31E+02	1.64E-01	
Contribution to air pollution	m ³	3.04E+03	2.67E+02	6.04E-01	0*	2.77E+03	1.46E+00	
Contribution to water pollution	m ³	2.90E+03	2.43E+02	2.33E+00	0*	2.66E+03	2.89E+00	
Resources use	Unit	Total	Manufacturing	Distribution	Installation	Use	End of Life	
Use of secondary material	kg	6.46E-04	6.46E-04	0*	0*	0*	0*	
Total use of renewable primary energy resources	MJ	1.64E+02	8.27E-01	0*	0*	1.64E+02	0*	
Total use of non-renewable primary energy resources	MJ	1.15E+03	2.92E+01	2.00E-01	0*	1.12E+03	2.00E-01	
Use of renewable primary energy excluding renewable primary energy used as raw material	MJ	1.64E+02	6.27E-01	0*	0*	1.64E+02	0*	
Use of renewable primary energy resources used as raw material	MJ	2.00E-01	2.00E-01	0*	0*	0*	0*	
Use of non renewable primary energy excluding non renewable primary energy used as raw material	MJ	1.15E+03	2.74E+01	2.00E-01	0*	1.12E+03	2.00E-01	
Use of non renewable primary energy resources used as raw material	MJ	1.85E+00	1.85E+00	0*	0*	0*	0*	
Use of non renewable secondary fuels	MJ	0.00E+00	0*	0*	0*	0*	0*	
Use of renewable secondary fuels	MJ	0.00E+00	0*	0*	0*	0*	0*	
Waste categories	Unit	Total	Manufacturing	Distribution	Installation	Use	End of Life	
Hazardous waste disposed	kg	3.06E+00	2.81E+00	0*	0*	3.36E-02	2.15E-01	
Non hazardous waste disposed	kg	2.41E+02	6.48E-01	0*	0*	2.40E+02	0*	
Radioactive waste disposed	kg	1.61E-01	3.97E-04	0*	0*	1.60E-01	0*	
Other environmental information	Unit	Total	Manufacturing	Distribution	Installation	Use	End of Life	
Materials for recycling	kg	4.24E-02	7.88E-03	0*	1.01E-02	0*	2.45E-02	
Components for reuse	kg	0.00E+00	0*	0*	0*	0*	0*	
Materials for energy recovery	kg	1.68E-02	0*	0*	0*	0*	1.68E-02	
Exported Energy	MJ	3.21E-05	3.01E-06	0*	2.90E-05	0*	0*	

* represents less than 0.01% of the total life cycle of the reference flow

Life cycle assessment performed with EIME version EIME v5.8.1, database version 2016-11 in compliance with ISO14044.

The use phase is the life cycle phase which has the greatest impact on the majority of environmental indicators (based on compulsory indicators).

According to this environmental analysis, proportionality rules may be used to evaluate the impacts of other products of this range.

Depending on the impact analysis, the mineral resources depletion of other products may be extrapolated by product mass, the water eutrophication of other products may be extrapolated 15% by product mass and 85% by energy consumption values, the rest of the environmental indicators of other products in this family may be proportional extrapolated by energy consumption values.

Please note that the values given above are only valid within the context specified and cannot be used directly to draw up the environmental assessment of an installation.

<i>Registration number</i>	ENVPEP1504008_V2	<i>Drafting rules</i>	PCR-ed3-EN-2015 04 02
<i>Date of issue</i>	05/2019	<i>Supplemented by</i>	PSR-0005-ed2-EN-2016 03 29
<i>Validity period</i>	5 years	<i>Information and reference documents</i>	www.pep-ecopassport.org
<i>Independent verification of the declaration and data</i>			
Internal	X	External	
<i>The elements of the present PEP cannot be compared with elements from another program.</i>			
<i>Document in compliance with ISO 14021:2016 « Environmental labels and declarations - Self-declared environmental claims (Type II environmental labelling) »</i>			

Schneider Electric Industries SAS

Country Customer Care Center
<http://www.schneider-electric.com/contact>

35, rue Joseph Monier
CS 30323
F- 92506 Rueil Malmaison Cedex
RCS Nanterre 954 503 439
Capital social 896 313 776 €

www.schneider-electric.com

ENVPEP1504008EN_V2

Published by Schneider Electric

© 2019 - Schneider Electric – All rights reserved

05/2019