

# TR/iTR sensors

## Split-core AC current sensors

used with DIRIS Digiware, DIRIS A-40 and DIRIS B



tor\_074.psd

TR Split-core current sensors

### The solution for

- > Data centre
- > Healthcare
- > Energy
- > Building



### Strong points

- > Smart sensors
- > Accurate
- > VirtualMonitor technology
- > AutoCorrect technology

### Integrated technologies<sup>(1)</sup>



<sup>(1)</sup> AutoCorrect and VirtualMonitor are only available with iTR sensors.

For more information see our website [www.socomec.com](http://www.socomec.com)

### Conformity to standards

- > IEC 61557-12



- > ISO 14025



- > UL



### Create your project

- > Find the best DIRIS Digiware configuration: [www.meter-selector.com](http://www.meter-selector.com)

**METER** **SELECTOR**  
DIGITAL TOOL AVAILABLE

## Function

The **split-core current sensors** in the TR and iTR ranges enable the current of an electrical installation to be measured. Used with power monitoring device DIRIS Digiware, DIRIS A-40, DIRIS B, they make it possible to perform measurements between 25 and 600 A, with guaranteed accuracy. The RJ12 connection provides quick connections, and the integrated intelligence prevents any configuration errors.

The sensors in the iTR range revolutionise the world of measurement and provide access to Virtual Monitor status monitoring technologies and to AutoCorrect automatic configuration.

## Advantages of the TR and iTR ranges

### Smart sensors

- Sensors with an extended range of functionality.
- Automatic detection of rating.
- Disconnection in secured load.
- Rapid connection by RJ12 and identification of cables by colour coding.

### Accurate

Measurement precision guaranteed in acc. with standard IEC 61557-12 : class 0.5 (iTR) or 1 (TR) for the global measuring chain from 2 to 120% of  $I_n$ .

## Unique advantages of the iTR range

### VirtualMonitor technology

VirtualMonitor provides monitoring of protective devices:

- Across the entire electrical installation.
- Remotely and in real-time.
- Without additional hardware or wiring (no auxiliary contacts needed).

### AutoCorrect technology

AutoCorrect technology guarantees that your measurement system will function properly by:

- Automatically checking the wiring (locating of phase sequencing and automatic configuration of the direction of current).
- Correcting errors.

## General characteristics

- Range from 25 to 600A.
- Used with power monitoring device DIRIS Digiware, DIRIS A-40, DIRIS B.
- PreciSense technology: global protection class in accordance with standard IEC 61557-12.
- Easy installation and configuration.

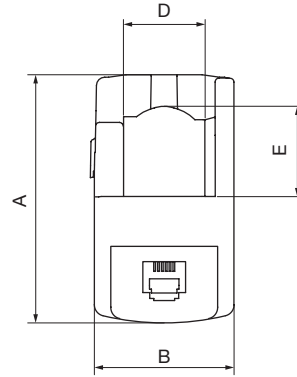
## Installation

Cable mounting

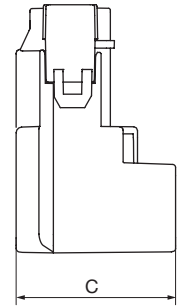
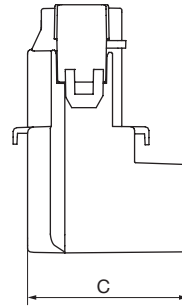


## Dimensions (mm)

TR-10 / TR-14 / TR-21 / TR-32



iTR/iTR-10



Model	Nominal current range (A)	Real range covered (A)	A (mm)	B (mm)	C (mm)	D (mm)	E (mm)	Ø (mm)
TR/iTR-10	25 ... 63	0.5 ... 75.6	44	26	28	-	-	10
TR/iTR-14	40 ... 160	0.8 ... 192	67	29	28	14	15	14
TR/iTR-21	63 ... 250	1.26 ... 300	65	37	43	21	23	21
TR/iTR-32	160 ... 600	3.2 ... 720	86	53	47	32	33	32

## Technical characteristics

Model	TR-10	iTR-10	TR-14	iTR-14	TR-21	iTR-21	TR-32	iTR-32
Nominal current range $I_n$ (A)	25 ... 63		40 ... 160		63 ... 250		160 ... 600	
Real range covered (A)	0.5 ... 75.6		0.8 ... 192		1.26 ... 300		3.2 ... 720	
Max. current (A)	75.6		192		300		720	
Weight (g)	74		117		211		311	
Max. voltage (phase/neutral)	300 V							
Rated withstand voltage	3 kV							
Frequency	50/60 Hz							
Intermittent overload	10 x $I_n$ for 1 s							
Measurement category	CAT III							
Global class used with Diris Digiware/A-40/B-10/B-30	Class 1	Class 0.5	Class 1	Class 0.5	Class 1	Class 0.5	Class 1	Class 0.5
Protection degree	IP20 / IK07							
Operating temperature range	-10 to +70°C						-10°...+55°C	
Storage temperature range	-25 to +85°C							
Relative humidity	95% RH non-condensing							
Altitude	< 2000 m							
Connection	Socomec RJ12 cable							

## References

Model	Nominal current range (A)	Real range covered (A)	Ø (mm)	Reference
TR-10	25 ... 63	0.5 ... 75	10	4829 0555
TR-14	40 ... 160	0.8 ... 192	14	4829 0556
TR-21	63 ... 250	1.26 ... 300	21	4829 0557
TR-32	160 ... 600	3.2 ... 720	32	4829 0558

Model	Nominal current range (A)	Real range covered (A)	Ø (mm)	Reference
iTR-10	25 ... 63	0.5 ... 75	10	4829 0655
iTR-14	40 ... 160	0.8 ... 192	14	4829 0656
iTR-21	63 ... 250	1.26 ... 300	21	4829 0657
iTR-32	160 ... 600	3.2 ... 720	32	4829 0658

RJ12 connection cables	Cable length (m)										
	0.1	0.2	0.3	0.5	1	2	3	5	7	10	50 m reel + 100 connectors
Number of cables	Reference	Reference	Reference	Reference	Reference	Reference	Reference	Reference	Reference	Reference	Reference
1	-	-	-	-	-	-	-	4829 0602	-	4829 0603	4829 0601
3	4829 0580	4829 0581	4829 0582	4829 0595	4829 0583	4829 0584	4829 0606	4829 0607	4829 0608	4829 0609	-
4	-	-	-	4829 0596	4829 0588	4829 0589	-	-	-	-	-
6	4829 0590	4829 0591	4829 0592	4829 0597	4829 0593	4829 0594	-	-	-	-	-