

ATyS d M

Remotely operated Transfer Switching Equipment
from 40 to 160 A



ATyS d M
I-O-II 4P

The solution for

- > Applications with a normal/emergency external controller
- > Building Management System (BMS)



Strong points

- > Secure
- > Superior electrical performance
- > High-speed transfer
- > Immune to voltage fluctuations

Conformity to standards

- > IEC 60947-6-1
- > IEC 60947-3
- > GB/T 14048.11



Approvals and certifications



Function

ATyS d M devices are 2 pole or 4 pole transfer switches that are remotely controlled using volt-free contacts from an external controller. They are modular products with positive break indication. They are intended for use in low voltage power supply systems where a brief interruption of the load supply is acceptable during transfer.

Advantages

Secure

ATyS M have both electrical and mechanical interlocks for optimum security. They also feature a positive break indicator, confirming switch position with dual mechanical indicators for increased safety.

High-speed transfer

ATyS d M devices are based on a coil solution with rotating contacts, therefore ensuring an extremely short black-out duration (< 90ms).

Superior electrical performance

ATyS M devices are compliant with IEC 60947-6-1, the standard governing transfer switches. Their AC-33B properties of up to 125 A mean you can use the same product for resistive and inductive loads.

Immune to voltage fluctuations

The power supply of the ATyS d M is only active during transfer. As the product is based on stable positions, it is not affected by network voltage fluctuations.

Operating modes



ATySm_014_c

Easy selection of AUT/MAN mode



ATySm_015_c_1_cat

Manual emergency operation



ATySm_016_c_1_cat

Padlocking facility

What you need to know

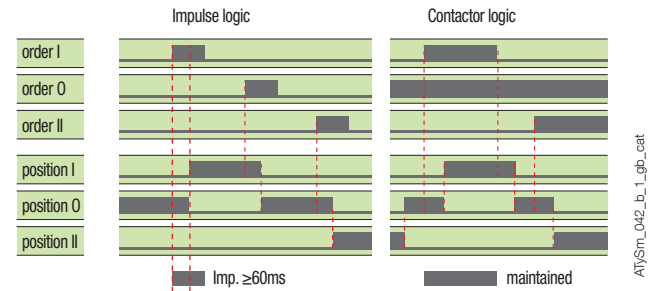
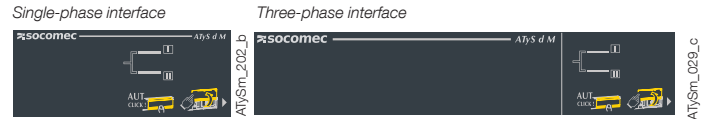
Electrical control

The positions are controlled by dry contacts on any external automated system (e.g. ATyS C25). These positions are stable even in case of loss of input supply.

Control logic

Two types of control logic are offered:

- Pulse logic
 - A switching command of at least 60 ms is necessary to initiate operation.
 - Commands I and II have priority over command 0.
 - The first command received (I or II) has priority as long as it remains present.
- Contactor logic
 - Command 0 must be maintained.
 - If command I or II disappears, the device returns to position 0, so long as the power supply is available.



Power supply

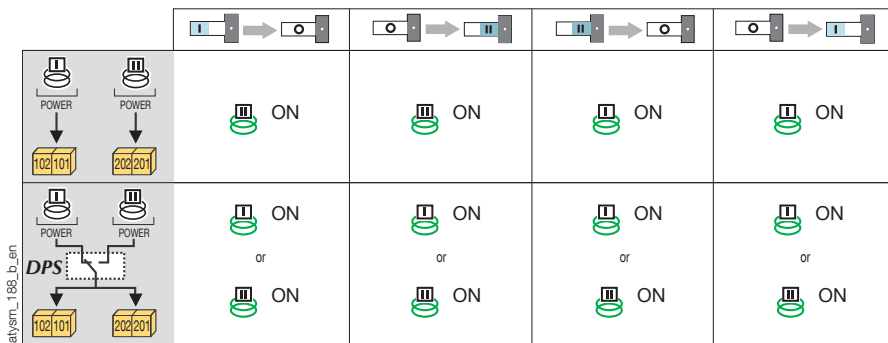
The ATyS d M is equipped with two independent 230 VAC power inputs (176-288 VAC), 50/60 Hz (45/65 Hz).

These two supplies can be connected individually; one to switch I and the other to switch II:

- Power supply 101-102 must be available to reach position I
- Power supply 201-202 must be available to reach position II.

The use of a dual power supply (DPS) or an external supply module secures the command of the 3 positions irrespective of the power supply source.

In this case, both the supply inputs must be connected in parallel.



References

ATyS d M

| Rating (A) | No. of poles | ATyS d M | Bridging bars | Voltage sensing and power supply tap | Terminal shrouds | Auxiliary contact block | | | |
|------------|--------------|-----------|--------------------------------------|--------------------------------------|--------------------------------------|--|-----------|--------------------------------------|--|
| 40 A | 2 P | 9323 2004 | 2 P 1309 2006 4 P 1309 4006 | 2 pieces 1399 4006 | 2 pieces 2294 4016 ⁽¹⁾ | 1 st unit included | | | |
| | 63 A | 2 P | | | | | 9323 2006 | | |
| 4 P | | 9323 4006 | | | | | | | |
| 80 A | 2 P | 9323 2008 | | | | | | | |
| | 4 P | 9323 4008 | | | | | | | |
| 100 A | 2 P | 9323 2010 | | | | 1309 2016 | 1309 4016 | 2 pieces 2294 4016 ⁽¹⁾ | 2 nd unit Separate common points 1309 1001 ⁽²⁾ |
| | 4 P | 9323 4010 | | | | | | | |
| 125 A | 2 P | 9323 2012 | | | | 1309 2016 | 1309 4016 | 2 pieces 2294 4016 ⁽¹⁾ | Linked common points 1309 1011 ⁽²⁾ |
| | 4 P | 9323 4012 | | | | | | | |
| 160 A | 2 P | 9323 2016 | 1309 2016 | 1309 4016 | 2 pieces 2294 4016 ⁽¹⁾ | Linked common points 1309 1011 ⁽²⁾ | | | |
| | 4 P | 9323 4016 | | | | | | | |

(1) For the three-phase version, for complete upstream and downstream protection, please order 2x; for the single-phase version please order the part just 1x.
(2) 1 NO/NC contact block for positions I, 0 and II.