

PRODUCT DATASHEET

L 36 W/930

LUMILUX® DE LUXE T8 | Tubular fluorescent lamps 26 mm, with G13 bases



Areas of application

- Ideal where color rendering is an important factor
- Public buildings
- Shops
- Supermarkets and department stores
- Industry

Product benefits

- Natural colors

Product features

- Very good color rendering index
- Dimmable



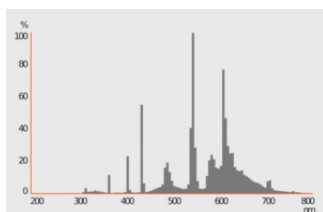
TECHNICAL DATA

Electrical data

Nominal wattage	36 W
Construction wattage	38.00 W
Nominal voltage	103 V
Nominal current	0.43 A

Photometrical data

Luminous flux	2700 lm
Luminous efficacy	71 lm/W
Light color (designation)	LUMILUX DE LUXE Warm White
Color temperature	3000 K
Color rendering index Ra	≥ 90
Light color	930
Rated LLMF at 2,000 h	0.96
Rated LLMF at 4,000 h	0.94
Rated LLMF at 6,000 h	0.93
Rated LLMF at 8,000 h	0.91
Rated LLMF at 12,000 h	0.91
Rated LLMF at 16,000 h	0.90
Rated LLMF at 20,000 h	0.89



Dimensions & Weight

Overall length	1213.60 mm
Length with base excl. base pins/connection	1200 mm
Diameter	26.00 mm
Tube diameter	26 mm

Product weight	165.00 g
----------------	----------

Lifespan

Lifespan	20000 h
Service life	16000 h ¹⁾
Rated lamp survival factor at 2,000 h	0.99
Rated lamp survival factor at 4,000	0.99
Rated lamp survival factor at 6,000	0.99
Rated lamp survival factor at 8,000 h	0.99
Rated lamp survival factor at 12,000 h	0.99
Rated lamp survival factor at 16,000	0.90
Rated lamp survival factor at 20,000 h	0.50
Lifespan B50	20000 h

¹⁾ With preheat ECG

Additional product data

Base (standard designation)	G13
Mercury content	3.0 mg

Capabilities

Dimmable	Yes
----------	-----

Certificates & Standards

Energy efficiency class	G
Energy consumption	38.00 kWh/1000h

Country-specific categorizations

ILCOS	FD-36/930-E-G13-26/1200
Order reference	L 36W/930

Energy labelling regulation data acc EU 2019/2015




Lighting technology used	OTHER_FL
Non-directional or directional	NDLS
Mains or non-mains	NMLS
Light source cap-type (or other electric interface)	G13
Connected light source (CLS)	No
Color-tuneable light source	No

Envelope	No
High luminance light source	No
Anti-glare shield	No
Correlated colour temperature type	SINGLE_VALUE
Claim of equivalent power	No
Length	1213.60 mm
Height	26.00 mm
Width	26.00 mm
Chromaticity coordinate x	0,436
Chromaticity coordinate y	0,399
Beam angle correspondence	SPHERE_360
EPREL ID	546393
Model number	AC34168

Safety advice

– In case of lamp breakage: www.ledvance.com/brokenlamp

DOWNLOAD DATA

DOWNLOAD DATA	
	Certificates
	Certificates
	Declarations Of Conformity CE

LOGISTICAL DATA

Product code	Packaging unit (Pieces/Unit)	Dimensions (length x width x height)	Gross weight	Volume
4050300011318	Sleeve 1	1,215 mm x 27 mm x 27 mm	166.00 g	0.89 dm ³
4050300236476	Shipping box 25	1,253 mm x 151 mm x 153 mm	5450.00 g	28.95 dm ³

The mentioned product code describes the smallest quantity unit which can be ordered. One shipping unit can contain one or more single products. When placing an order, for the quantity please enter single or multiples of a shipping unit.

DISCLAIMER

Subject to change without notice. Errors and omission excepted. Always make sure to use the most recent release.