

# Product Environmental Profile

**DCL outlet surface ceiling screwless white**





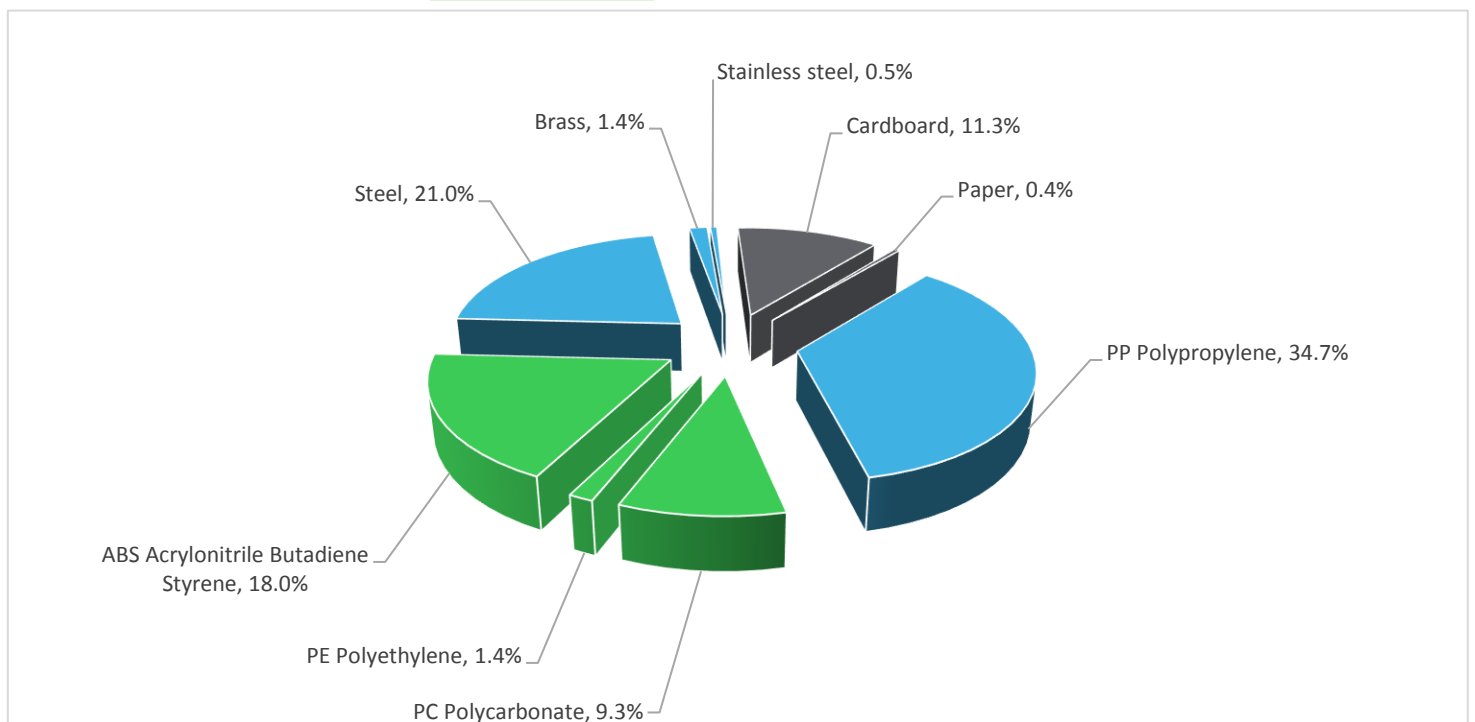
## General information

<b>Representative product</b>	DCL outlet surface ceiling screwless white - WDE005002
<b>Description of the product</b>	The main function of the DCL OUTLET socket is to allow users to connect and disconnect the plug of an electrical load.
<b>Functional unit</b>	Connect/Disconnect during 20 years the plug of a load consuming 6A under a voltage of 250V while protecting the user from direct contact with live parts and with a protection class IP20 and IK09.



## Constituent materials

<b>Reference product mass</b>	183.33 g	including the product, its packaging.
-------------------------------	----------	---------------------------------------



	Plastics	63.4%
	Metals	22.9%
	Others	11.7%



## Substance assessment

Products of this range are designed in conformity with the requirements of the RoHS directive (European Directive 2011/65/EU of 8 June 2011) and do not contain, or only contain in the authorised proportions, lead, mercury, cadmium, hexavalent chromium or flame retardants (polybrominated biphenyls - PBB, polybrominated diphenyl ethers - PBDE) as mentioned in the Directive

As the products of the range are designed in accordance with the RoHS Directive (European Directive 2002/95/EC of 27 January 2003), they can be incorporated without any restriction in an assembly or an installation subject to this Directive.

Details of ROHS and REACH substances information are available on the Schneider-Electric Green Premium website

<http://www2.schneider-electric.com/sites/corporate/en/products-services/green-premium/green-premium.page>



## Additional environmental information

The DCL outlet surface ceiling screwless white presents the following relevant environmental aspects

<b>Manufacturing</b>	Manufactured at a Schneider Electric production site ISO14001 certified
<b>Distribution</b>	Weight and volume of the packaging optimized, based on the European Union's packaging directive Packaging weight is 24 g, consisting of cardboard (86.13%), PE film (10.84%), Paper (3.03%)
<b>Installation</b>	The product does not require special installation procedure and requires little to no energy to install. The disposal of the packaging materials are accounted for during the installation phase (including transport to disposal).
<b>Use</b>	The product does not require special maintenance operations.
<b>End of life</b>	End of life optimized to decrease the amount of waste and allow recovery of the product components and materials  Recyclability potential: <b>60%</b> Based on "ECO'DEEE recyclability and recoverability calculation method" (version V1, 20 Sep. 2008 presented to the French Agency for Environment and Energy Management: ADEME).

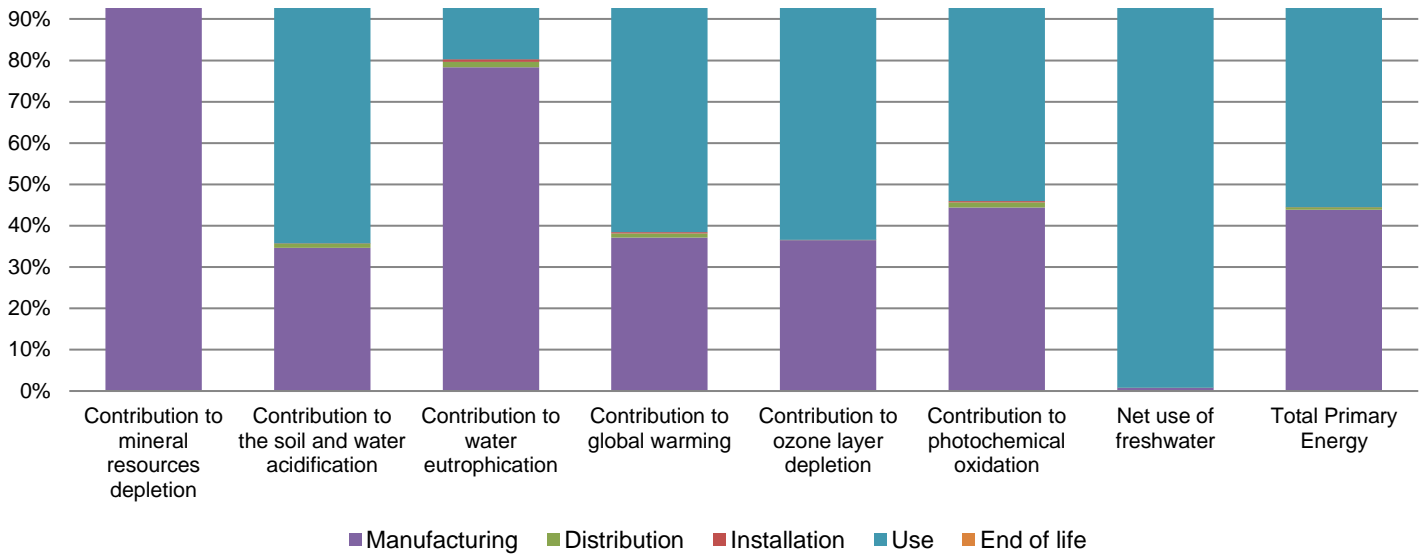


## Environmental impacts

<b>Reference life time</b>	20 years			
<b>Product category</b>	Power socket			
<b>Installation elements</b>	No special components needed			
<b>Use scenario</b>	Load rate: 50 % of In Use rate: 50% of the RLT			
<b>Geographical representativeness</b>	EUROPE			
<b>Technological representativeness</b>	The main function of the DCL OUTLET socket is to allow users to connect and disconnect the plug of an electrical load.			
<b>Energy model used</b>	<b>Manufacturing</b>	<b>Installation</b>	<b>Use</b>	<b>End of life</b>
	Energy model used: ELDA - POLAND	Electricity grid mix; AC; consumption mix, at consumer; < 1kV; EU-27	Electricity grid mix; AC; consumption mix, at consumer; < 1kV; EU-27	Electricity grid mix; AC; consumption mix, at consumer; < 1kV; EU-27

Compulsory indicators		DCL outlet surface ceiling screwless white - WDE005002					
Impact indicators	Unit	Total	Manufacturing	Distribution	Installation	Use	End of Life
Contribution to mineral resources depletion	kg Sb eq	1.90E-05	1.89E-05	0*	0*	1.12E-07	0*
Contribution to the soil and water acidification	kg SO <sub>2</sub> eq	8.44E-03	2.92E-03	9.66E-05	0*	5.37E-03	4.79E-05
Contribution to water eutrophication	kg PO <sub>4</sub> <sup>3-</sup> eq	1.71E-03	1.34E-03	2.23E-05	1.12E-05	3.24E-04	1.33E-05
Contribution to global warming	kg CO <sub>2</sub> eq	2.13E+00	7.92E-01	2.12E-02	6.16E-03	1.29E+00	2.50E-02
Contribution to ozone layer depletion	kg CFC11 eq	1.34E-07	4.90E-08	4.29E-11	1.60E-11	8.39E-08	1.06E-09
Contribution to photochemical oxidation	kg C <sub>2</sub> H <sub>4</sub> eq	5.55E-04	2.47E-04	6.89E-06	1.47E-06	2.95E-04	5.01E-06
Resources use	Unit	Total	Manufacturing	Distribution	Installation	Use	End of Life
Net use of freshwater	m <sup>3</sup>	4.71E+00	3.93E-02	0*	0*	4.67E+00	0*
Total Primary Energy	MJ	4.67E+01	2.05E+01	2.99E-01	0*	2.57E+01	2.33E-01






Optional indicators		DCL outlet surface ceiling screwless white - WDE005002					
Impact indicators	Unit	Total	Manufacturing	Distribution	Installation	Use	End of Life
Contribution to fossil resources depletion	MJ	3.02E+01	1.51E+01	2.97E-01	0*	1.46E+01	2.13E-01
Contribution to air pollution	m³	1.35E+02	7.66E+01	9.00E-01	3.64E-02	5.54E+01	1.68E+00
Contribution to water pollution	m³	1.94E+02	1.35E+02	3.48E+00	3.02E-01	5.31E+01	2.02E+00
Resources use	Unit	Total	Manufacturing	Distribution	Installation	Use	End of Life
Use of secondary material	kg	3.27E-02	3.27E-02	0*	0*	0*	0*
Total use of renewable primary energy resources	MJ	3.66E+00	3.93E-01	3.99E-04	0*	3.27E+00	0*
Total use of non-renewable primary energy resources	MJ	4.31E+01	2.01E+01	2.99E-01	0*	2.24E+01	2.33E-01
Use of renewable primary energy excluding renewable primary energy used as raw material	MJ	3.60E+00	3.29E-01	3.99E-04	0*	3.27E+00	0*
Use of renewable primary energy resources used as raw material	MJ	6.39E-02	6.39E-02	0*	0*	0*	0*
Use of non renewable primary energy excluding non renewable primary energy used as raw material	MJ	3.75E+01	1.45E+01	2.99E-01	0*	2.24E+01	2.33E-01
Use of non renewable primary energy resources used as raw material	MJ	5.56E+00	5.56E+00	0*	0*	0*	0*
Use of non renewable secondary fuels	MJ	0.00E+00	0*	0*	0*	0*	0*
Use of renewable secondary fuels	MJ	0.00E+00	0*	0*	0*	0*	0*
Waste categories	Unit	Total	Manufacturing	Distribution	Installation	Use	End of Life
Hazardous waste disposed	kg	1.63E+00	1.41E+00	0*	0*	6.71E-04	2.23E-01
Non hazardous waste disposed	kg	5.69E+00	8.88E-01	7.52E-04	4.85E-03	4.80E+00	7.16E-04
Radioactive waste disposed	kg	3.73E-03	5.26E-04	5.35E-07	0*	3.21E-03	1.12E-06
Other environmental information	Unit	Total	Manufacturing	Distribution	Installation	Use	End of Life
Materials for recycling	kg	1.11E-01	1.50E-02	0*	0*	0*	9.62E-02
Components for reuse	kg	0.00E+00	0*	0*	0*	0*	0*
Materials for energy recovery	kg	3.81E-03	4.87E-04	0*	0*	0*	3.32E-03
Exported Energy	MJ	4.18E-04	0*	0*	4.18E-04	0*	0*

\* represents less than 0.01% of the total life cycle of the reference flow

Life cycle assessment performed with EIME version EIME v5.7.0.1, database version 2016-11 in compliance with ISO14044.

The use phase is the life cycle phase which has the greatest impact on the majority of environmental indicators (based on compulsory indicators).

Please note that the values given above are only valid within the context specified and cannot be used directly to draw up the environmental assessment of an installation.

<i>Registration number :</i>	SCHN-00282-V01.01-EN	<i>Drafting rules</i>	PCR-ed3-EN-2015 04 02
<i>Verifier accreditation N°</i>	VH25	<i>Supplemented by</i>	PSR-0005-ed2-EN-2016 03 29
<i>Date of issue</i>	12/2017	<i>Information and reference documents</i>	<a href="http://www.pep-ecopassport.org">www.pep-ecopassport.org</a>
		<i>Validity period</i>	5 years
<i>Independent verification of the declaration and data, in compliance with ISO 14025 : 2010</i>			
Internal	External	X	
<i>The PCR review was conducted by a panel of experts chaired by Philippe Osset (SOLINNEN)</i>			
<i>PEP are compliant with XP C08-100-1 :2014</i>			
<i>The elements of the present PEP cannot be compared with elements from another program.</i>			
<i>Document in compliance with ISO 14025 : 2010 « Environmental labels and declarations. Type III environmental declarations »</i>			
			

Schneider Electric Industries SAS

Country Customer Care Center  
<http://www.schneider-electric.com/contact>

35, rue Joseph Monier  
 CS 30323  
 F- 92506 Rueil Malmaison Cedex  
 RCS Nanterre 954 503 439  
 Capital social 896 313 776 €

[www.schneider-electric.com](http://www.schneider-electric.com)

Published by Schneider Electric

SCHN-00282-V01.01-EN

© 2017 - Schneider Electric – All rights reserved

12/2017