


Product End-of-Life Instructions

ATV320 – Size4

Compact control variable speed drive



Product End-of-Life Instructions – EoLI

Product overview

Product Range: ATV320 Size4 COMPACT CONTROL

Marketing Model/Name:

Size: H x L x D in mm = 122 x 105 x 152

Weight in g = 1420

Purpose

The product family must be disposed according to the legislation of the country. This document is intended for use by end of life recyclers or treatment facilities. It provides the basic information to assure an appropriate end of life treatment for the components and materials of the product.

Note:

This product family is in the scope of European Union directive 2012/19/EU on Waste Electrical and Electronic Equipment (WEEE).

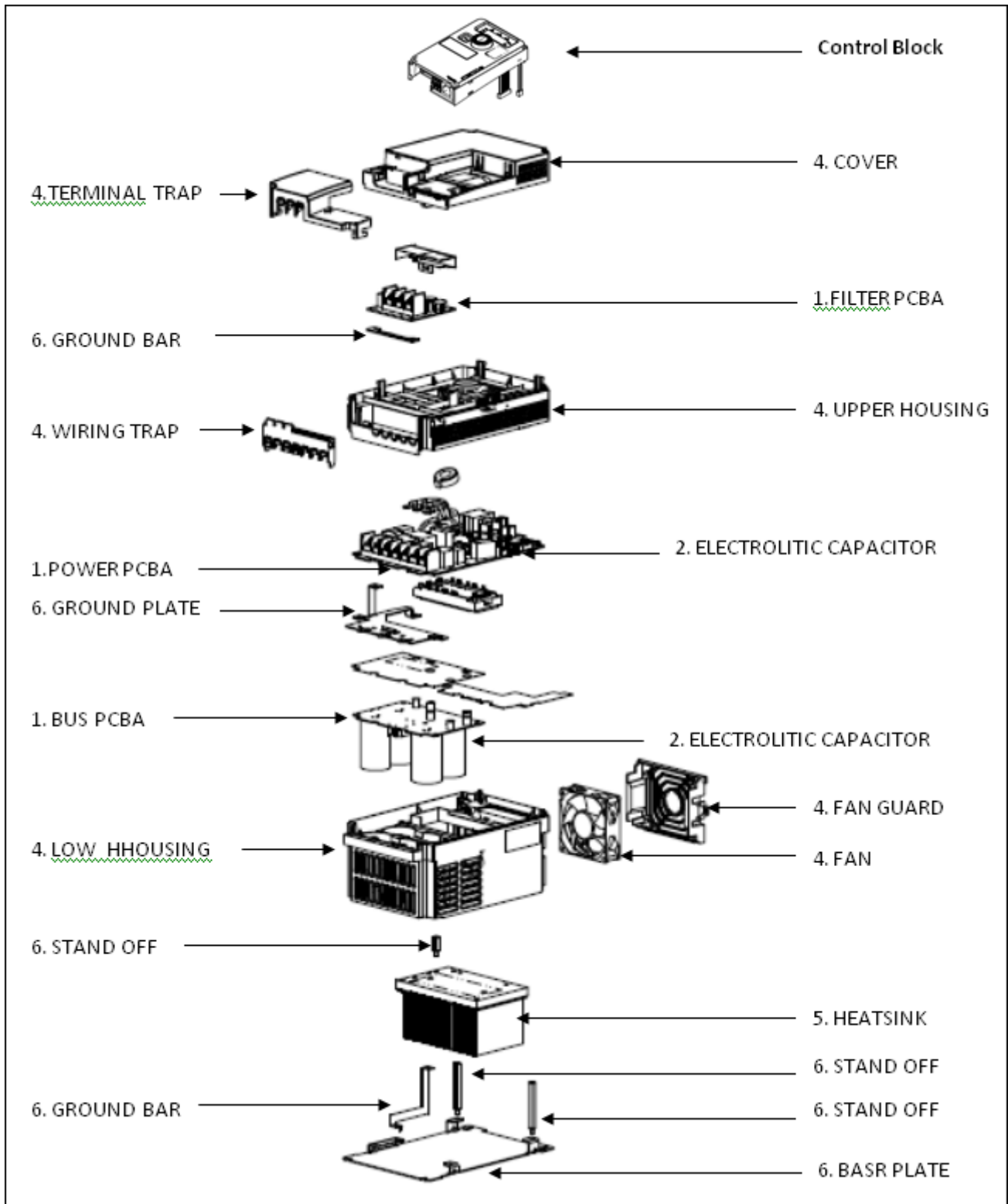
Operations recommended for the end of life treatment

There are several steps to process the products at the end of life so as to recover components, materials or energy :

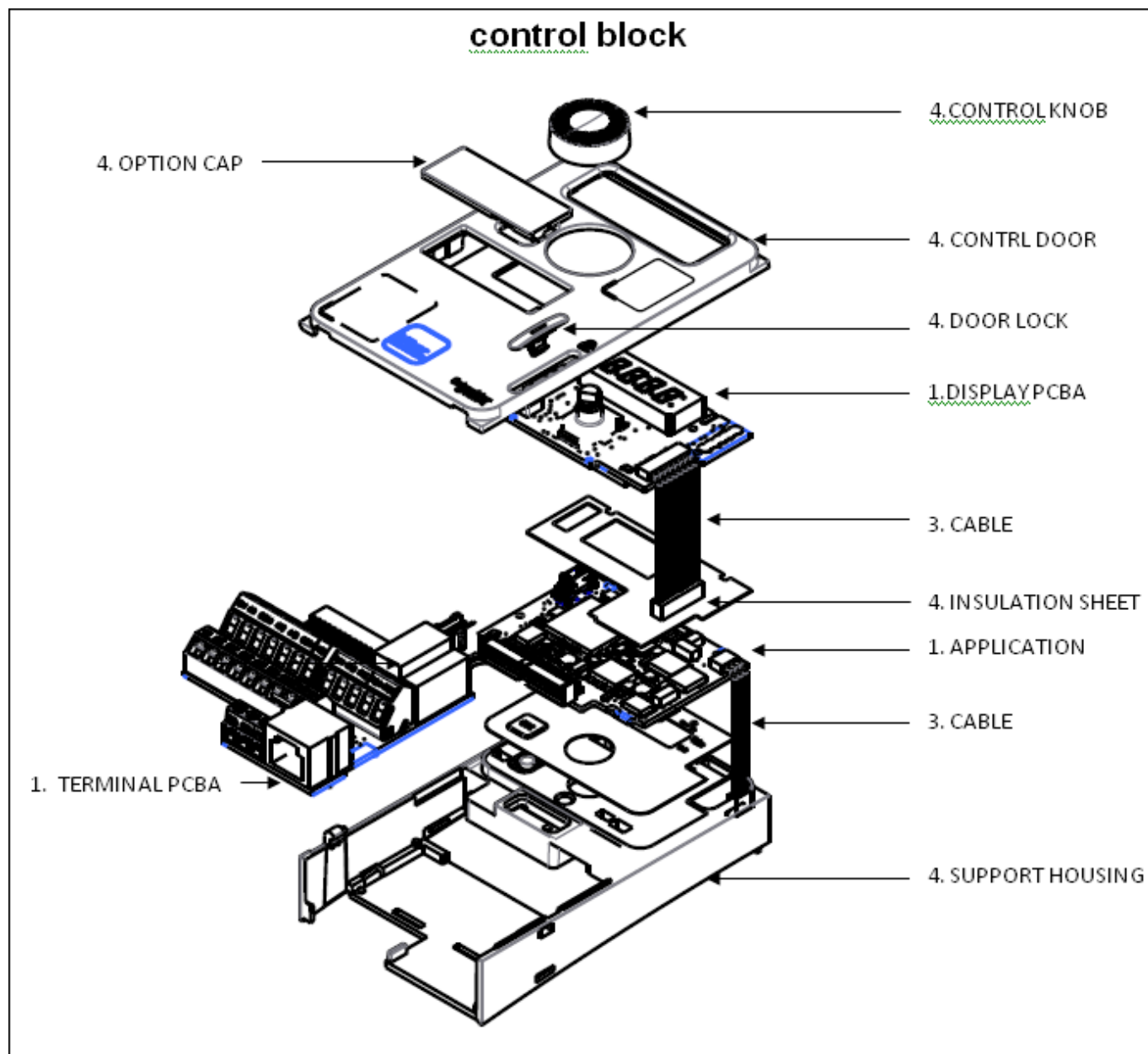
Reuse → Separation for special treatment → Other dismantling → Shredding

CAUTION: The product contains 7 printed circuit boards, 7 External cables which are recommended to be treated separately during the End of Life operations. Also electrolytic capacitors which may cause electrical shock during the end of life treatment process. **BEFORE SERVICING, REMOVE ALL POWER, WAIT 15 MINUTES.** The components of the products that optimize the recycling performances are listed, identified and located hereunder.

Product End-of-Life Instructions – EoLI



Product End-of-Life Instructions – EoLI



Product End-of-Life Instructions – EoLI

The components of the products that optimize the recycling performances are listed, identified and located hereunder.

Recommendation	Number on drawing	Components	Weight (in g)	Comment
Operating hazards	2	Electrolytic Capacitor	XX	In Terminal PCBA and Power PCBA
Reuse				
Special treatment	1	PCBA	663.24	6 PCBAS: Filter PCBA Power PCBA Bus PCBA Display PCBA Application PCBA Terminal PCBA
	3	Cable	5.80	Fan cable RS3C cable 8 ways CTRL RS3C cable 3 ways CTRL Power cable Supply cable Control cable
Other dismantling	4	PC FR	888.32	Control knob Control support Fan guard KILO2 cover Control door lock Wiring trap Control door Terminal trap Low housing Upper housing Control com option cap
	5	Aluminium	762.75	Heatsink
	6	Steel	569.95	Ground plate; Ground Bar; EMC plate; Clamp; Shunt Stand off

EoLI achieved with Schneider-Electric TT03 V6 procedure

Schneider Electric Industries SAS

35, rue Joseph Monier
CS 30323
F- 92506 Rueil Malmaison Cedex
RCS Nanterre 954 503 439
Capital social 896 313 776 €

www.schneider-electric.com