

44423104	DATA SHEET	
Valid from: 03.11.2020	EPIC® M17 SIGNAL F6	

Description:

Coupling connector straight
 SPEEDCON-Lock, M17
 Number of pins: 8 or 17
 Contact type: male/female, Crimp connection
 Sealing: O-Ring axial
 Shielded: yes
 Cable diameter: 3, 5 mm – 11 mm



Product variations:

Article number	Typ	Pin-arrangement	PU
44423106	female	8 Pin	5
44422104	male	8 Pin	5
44423107	female	17 Pin	5
44423105	male	17 Pin	5

General characteristics:

Connector type	Coupling connector
Number of pins	8 / 17
Connector lock	Speedcon
Cable diameter	3,5 mm – 11 mm
Termination method	Crimp termination
Upper temperature limit	+ 125 °C
Lower temperature limit	- 40 °C
Contacts, base material	CuZn (brass)
Contacts, surface	Au (gold)
Insert material	PA
Housing material	Nickel plated zinc die-casting
Sealing material	FPM
Protection class	IP 67
Pollution degree	3
Overvoltage category	III
Cycles of mechanical operation	>100

Creator: STKU3/PDP Released: IVSE1/PDP	Document: DB44423104EN Version: 03	Page 1 of 4
---	---------------------------------------	-------------

44423 104	DATA SHEET	
Valid from: 03.11.2020	EPIC® M17 SIGNAL F6	

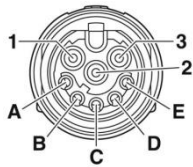
Version 8 Pin

Electrical characteristics:

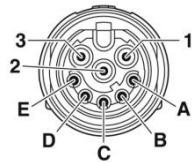
Rated voltage	48V AC / 74V DC
Rated impulse voltage	1500 V
Rated current (25°C)	3,6 A
Contact diameter	1 mm
Termination cross-section	0,06 mm ² – 1,0 mm ²

Pin-arrangement:

Female



Male



Fitting female contacts (contacts must be ordered separately)



Lapp Art. No.	Description
44423 122:	Crimp contact, drilled, contact diameter: 1 mm, termination cross-section: 0, 06 mm ² ...0, 25 mm ²
44423 123:	Crimp contact, drilled, contact diameter: 1 mm, termination cross-section: 0, 34 mm ² ...0, 5 mm ²
44423 124:	Crimp contact, drilled, contact diameter: 1 mm, termination cross-section: 0, 5 mm ² ...1 mm ²

Fitting male contacts (contacts must be ordered separately)



Lapp Art. No.	Description
44423 130:	Crimp contact, drilled, contact diameter: 1 mm, termination cross-section: 0, 06 mm ² ...0, 25 mm ²
44423 131:	Crimp contact, drilled, contact diameter: 1 mm, termination cross-section: 0, 34 mm ² ...0, 5 mm ²
44423 132:	Crimp contact, drilled, contact diameter: 1 mm, termination cross-section: 0, 5 mm ² ...1 mm ²

Creator: STKU3/PDP Released: IVSE1/PDP	Document: DB44423104EN Version: 03	Page 2 of 4
---	---------------------------------------	-------------

44423 104	DATA SHEET	
Valid from: 03.11.2020	EPIC® M 17 SIGNAL F6	

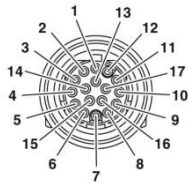
Version 17 Pin

Electrical characteristics:

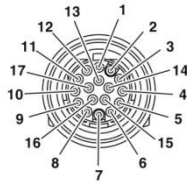
Rated voltage	48V AC / 74V DC
Rated impulse voltage	1500 V
Rated current (25°C)	3,6 A
Contact diameter	0,6 mm
Termination cross-section	0,06 mm ² – 0,5 mm ²

Pin-arrangement:

Female



Male



Fitting female contacts (contacts must be ordered separately)



Lapp Art. No.	Description
44423 125:	Crimp contact, drilled, contact diameter: 0, 6 mm, termination cross-section: 0,06 mm ² ...0,25 mm ²
44423 126:	Crimp contact, drilled, contact diameter: 0, 6 mm, termination cross-section: 0,06 mm ² ...0,34 mm ²
44423 127:	Crimp contact, drilled, contact diameter: 0, 6 mm, termination cross-section: 0,34 mm ² ...0,5 mm ²

Fitting male contacts (contacts must be ordered separately)

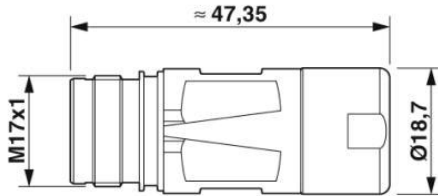


Lapp Art. No.	Description
44423 133:	Crimp contact, drilled, contact diameter: 0, 6 mm, termination cross-section: 0,06 mm ² ...0,25 mm ²
44423 134:	Crimp contact, drilled, contact diameter: 0, 6 mm, termination cross-section: 0,06 mm ² ...0,34 mm ²
44423 135:	Crimp contact, drilled, contact diameter: 0, 6 mm, termination cross-section: 0,34 mm ² ...0,5 mm ²

Creator: STKU3/PDP Released: IVSE1/PDP	Document: DB44423104EN Version: 03	Page 3 of 4
---	---------------------------------------	-------------

44423 104	DATA SHEET	
Valid from: 03.11.2020	EPIC® M17 SIGNAL F6	

Drawings and dimensions of the connector:



Two additional sealing are included:

1. Clamping range: 5,0 mm - 9,0 mm
2. Clamping range: 9,0 mm - 11,0 mm

Application range:

Plant engineering; measurement and control technology; apparatus construction

Remark:

Photographs are not to scale and do not represent detailed images of the respective products.

Creator: STKU3/PDP Released: IVSE1/PDP	Document: DB44423104EN Version: 03	Page 4 of 4
---	---------------------------------------	-------------