

PRODUCT DATASHEET

SF CIRCULAR 500 FRAME WT

SURFACE CIRCULAR FRAME | Decorative frame for SURFACE CIRCULAR 500



Areas of application

- Extension for SURFACE CIRCULAR 500

Product benefits

- Design extension for a more decorative appearance
- Allows direct light as well as accentuated light to the ceiling
- Easy and quick installation

Product features

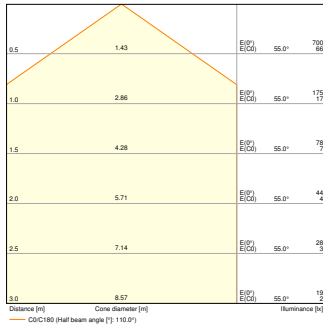
- Available in black / gold (like RAL790-5 / RAL260-M) and white (like RAL110-1) color
- Metal sheet frame



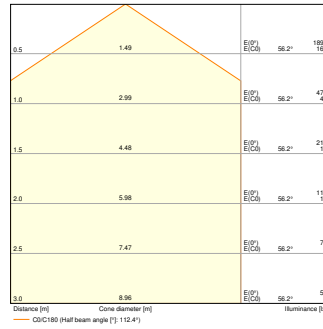
TECHNICAL DATA

Photometrical data

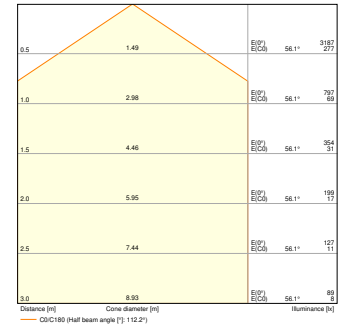
Beam angle	120 °
------------	-------



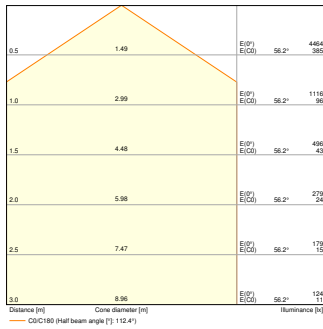
SF C 500 19W WHITE FRAME
1500lm



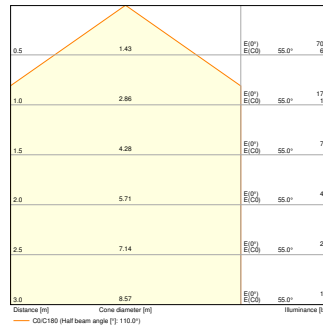
SF C 500 19W WHITE FRAME
1400lm



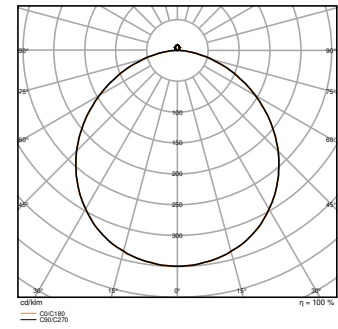
SF C 500 30W WHITE FRAME
2350lm



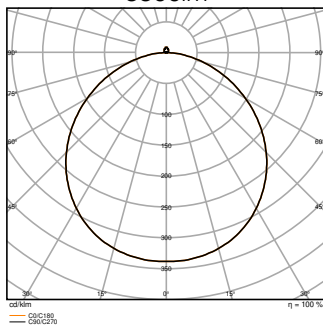
SF C 500 42W WHITE FRAME
3300lm



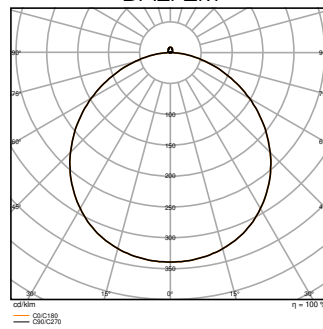
SF C 500 6W WHITE FRAME 500lm
DALI EM



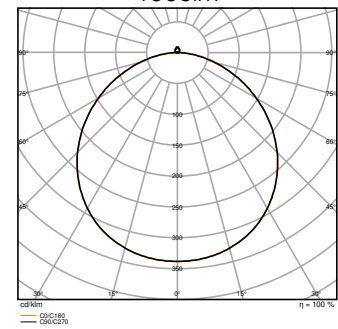
SF C 500 19W WHITE FRAME
1500lm



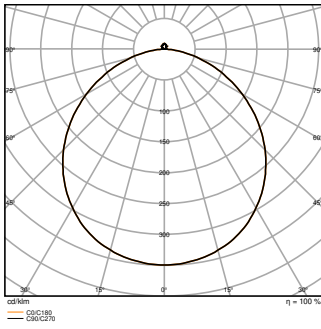
SF C 500 19W WHITE FRAME
1400lm



SF C 500 30W WHITE FRAME
2350lm



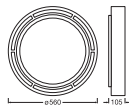
SF C 500 42W WHITE FRAME
3300lm



SF C 500 6W WHITE FRAME 500lm
DALI EM

Dimensions & Weight

Diameter	560 mm
Height	105.00 mm
Product weight	2400.00 g



SF CIRCULAR 500 FRAME

Materials & Colors

Product color	White
Body material	Steel

Application & Mounting

Mounting type	Surface
Mounting location	Ceiling


















Certificates & Standards












Ball shot safe	No
----------------	----


EQUIPMENT / ACCESSORIES

- Replacement cover optionally available

DOWNLOAD DATA

Documents and certificates		Document name
	User instruction / safety instructions	UI SF CIRC FRAME
	Legal information	Informationstext 18 Abs 4 ElektroG
	Declarations of conformity	SF CIRCULAR
Photometric and lighting design files		Document name
	IES file (IES)	SF C 500 19W WHITE FRAME 1500lm
	IES file (IES)	SF C 500 19W WHITE FRAME 1400lm
	IES file (IES)	SF C 500 30W WHITE FRAME 2350lm
	IES file (IES)	SF C 500 42W WHITE FRAME 3300lm
	IES file (IES)	SF C 500 6W WHITE FRAME 500lm DALI EM
	LDT file (Eulumdat)	SF C 500 19W WHITE FRAME 1500lm
	LDT file (Eulumdat)	SF C 500 19W WHITE FRAME 1400lm
	LDT file (Eulumdat)	SF C 500 30W WHITE FRAME 2350lm
	LDT file (Eulumdat)	SF C 500 42W WHITE FRAME 3300lm
	LDT file (Eulumdat)	SF C 500 6W WHITE FRAME 500lm DALI EM
	UGR file (UGR table)	SF C 500 19W WHITE FRAME 1500lm
	UGR file (UGR table)	SF C 500 19W WHITE FRAME 1400lm
	UGR file (UGR table)	SF C 500 30W WHITE FRAME 2350lm
	UGR file (UGR table)	SF C 500 42W WHITE FRAME 3300lm

Photometric and lighting design files		Document name
	UGR file (UGR table)	SF C 500 6W WHITE FRAME 500lm DALI EM
	Light distribution curve type cone	SF C 500 19W WHITE FRAME 1500lm
	Light distribution curve type cone	SF C 500 19W WHITE FRAME 1400lm
	Light distribution curve type cone	SF C 500 30W WHITE FRAME 2350lm
	Light distribution curve type cone	SF C 500 42W WHITE FRAME 3300lm
	Light distribution curve type cone	SF C 500 6W WHITE FRAME 500lm DALI EM
	Light distribution curve type polar	SF C 500 19W WHITE FRAME 1500lm
	Light distribution curve type polar	SF C 500 19W WHITE FRAME 1400lm
	Light distribution curve type polar	SF C 500 30W WHITE FRAME 2350lm
	Light distribution curve type polar	SF C 500 42W WHITE FRAME 3300lm
	Light distribution curve type polar	SF C 500 6W WHITE FRAME 500lm DALI EM

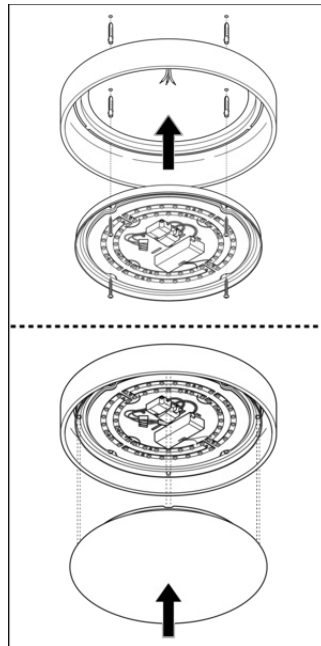
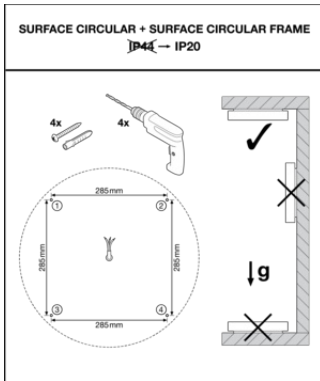
Tender texts	Document name
 Tender documents	SURFACE CIRCULAR FRAME 500 FRAME WT-EN

LOGISTICAL DATA

Product code	Packaging unit (Pieces/Unit)	Dimensions (length x width x height)	Gross weight	Volume
4058075834187	Folding box 1	112 mm x 567 mm x 560 mm	2125.00 g	35.56 dm ³
4058075834194	Shipping box 5	585 mm x 585 mm x 605 mm	12515.00 g	207.05 dm ³

The mentioned product code describes the smallest quantity unit which can be ordered. One shipping unit can contain one or more single products. When placing an order, for the quantity please enter single or multiples of a shipping unit.

ADDITIONAL CATALOG INFORMATION



References / Links

– For Guarantee see www.ledvance.com/guarantee

DISCLAIMER

Subject to change without notice. Errors and omission excepted. Always make sure to use the most recent release.