

PRODUCT DATASHEET

LED TUBE T8 36 EM ULTRA OUTPUT 1200 mm 20W 840

LED TUBE T8 EM ULTRA OUTPUT | LED tubes with extra high light output for electromagnetic control gear (CCG)



Areas of application

- General illumination within ambient temperatures from -20...+45 °C
- Corridors, stairways, parking garages
- Domestic applications

Product benefits

- High luminous flux for sophisticated lighting tasks
- High color homogeneity
- Energy savings of up to 50 % compared to conventional T8 fluorescent lamps
- Instant flickerfree starting

Product features

- LED replacement for classic T8 fluorescent lamps with G13 socket for use in CCG luminaires
- T8 LED tube made of glass with G13 base
- Low flicker according to EU 2019-2020 (SVM \leq 0.4 / PstLM \leq 1)
- Mercury-free and RoHS compliant
- Type of protection: IP20



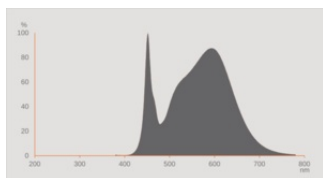
TECHNICAL DATA

Electrical data

Nominal wattage	20 W
Construction wattage	20.00 W
Nominal voltage	220...240 V
Operating mode	Conventional control gear (CCG), AC Mains
Nominal current	100 mA
Type of current	AC
Inrush current	11.2 A
Suitable for DC input	Yes
Input voltage DC	186...260 V
Operating frequency	50/60 Hz
Mains frequency	50/60 Hz
Max. lamp number on MCB B10 A	55
Max. lamp number on MCB B10 A - CCG without compensation	53
Max. lamp number on MCB B10 A - CCG with compensation	32
Max. lamp number on MCB B16 A	69
Max. lamp number on MCB B16 A - CCG without compensation	57
Max. lamp number on MCB B16 A - CCG with compensation	40
Total harmonic distortion	< 55 %
Power factor λ	0.90

Photometrical data

Luminous flux	2400 lm
Luminous efficacy	120 lm/W
Lumen main.fact.at end of nom.life time	0.70
Light color (designation)	Cool White
Color temperature	4000 K
Color rendering index Ra	80
Light color	840
Standard deviation of color matching	≤ 6 sdc _m
Rated LLMF at 6,000 h	0.80
Flickering metric (Pst LM)	1
Stroboscope effect metric (SVM)	0.4



EPREL data spectral diagram PROF LEDr 4000K

Light technical data

Beam angle	190 °
Warm-up time (60 %)	< 0.50 s
Starting time	< 0.5 s

Dimensions & Weight



Overall length	1213.00 mm
Length with base excl. base pins/connection	1200.00 mm
Diameter	26.80 mm
Tube diameter	25.8 mm
Maximum diameter	28 mm
Product weight	175.00 g

Temperatures & operating conditions

Ambient temperature range	-20...+45 °C ¹⁾
Maximum temperature at tc test point	70 °C

1) Temperature surrounding the lamp - for enclosed luminaires: temperature inside of the luminaire

Lifespan

Lifespan L70/B50 at 25 °C	30000 h
Number of switching cycles	200000
Lumen maintenance at end of service lifetime	0.70
Rated lamp survival factor at 6,000 h	≥ 0.90

Additional product data

Base (standard designation)	G13
Mercury content	0.0 mg
Mercury-free	Yes

Capabilities

Dimmable	No
----------	----

Certificates & Standards

Energy efficiency class	E 1)
Energy consumption	20.00 kWh/1000h
Type of protection	IP20
Standards	CE / EAC / UKCA
Photobiological safety group acc. to EN62778	RG0

1) Energy efficiency class (EEC) on a scale of A (highest efficiency) to G (lowest efficiency)

Country-specific categorizations

Order reference	LEDTUBE T8 36 E
-----------------	-----------------

LOGISTICAL DATA

Temperature range at storage	-20...+80 °C
------------------------------	--------------

Energy labelling regulation data acc EU 2019/2015

Lighting technology used	LED
Non-directional or directional	NDLS
Mains or non-mains	MLS
Light source cap-type (or other electric interface)	G13
Connected light source (CLS)	No
Color-tuneable light source	No
Envelope	No
High luminance light source	No
Anti-glare shield	No
Correlated colour temperature type	SINGLE_VALUE
Standby power	<0.5 W
Claim of equivalent power	No
Length	1213.00 mm
Height	26.80 mm

Width	26.80 mm
Chromaticity coordinate x	0.38
Chromaticity coordinate y	0.38
R9 Colour rendering index	1
Beam angle correspondence	SPHERE_360
Survival factor	0.9
Displacement factor	0.9
LED light source replaces a fluorescent light source	No
EPREL ID	1333994,1529787,2167621
Model number	AC45401,AC51413,AC69499







EQUIPMENT / ACCESSORIES



- Suitable for operation on magnetic control gear






Safety advice

- Operation in outdoor applications in suitable damp-proof luminaires possible according to data sheet and installation instruction.
- The Tc Point is located underneath the product label on the front side of the lamp.
- Not suitable for emergency lighting.
- All electrical connections must be made by a qualified person.
- Disconnect mains before installation.

DOWNLOAD DATA

Documents and certificates	Document name
 User instruction / safety instructions	LEDTUBE T8 EM UO OSRAM
 Legal information	Informationstext 18 Abs 4 ElektroG
 Declarations of conformity	LEDTUBE T8 EM
 Declarations of conformity	LED TUBE T8 EM
 Declarations of conformity	LED Tube
 Declarations of conformity UKCA	LED TUBE T8 EM

Documents and certificates		Document name
	Declarations of conformity UKCA	LEDTUBE T8 EM
	Declarations of conformity UKCA	asset-13265483

Photometric and lighting design files		Document name
	IES file (IES)	LEDTUBE T8 36 EM UO 1200 20W 840 OSRAM
	LDT file (Eulumdat)	LEDTUBE T8 36 EM UO 1200 20W 840 OSRAM
	UGR file (UGR table)	LEDTUBE T8 36 EM UO 1200 20W 840 OSRAM
	Light distribution curve type polar	LEDTUBE T8 36 EM UO 1200 20W 840 OSRAM
	Spectral power distribution	EPREL data spectral diagram PROF LEDr 4000K

LOGISTICAL DATA

Product code	Packaging unit (Pieces/Unit)	Dimensions (length x width x height)	Gross weight	Volume
4099854038365	Sleeve 1	27 mm x 27 mm x 1,310 mm	263.00 g	0.95 dm ³
4099854038372	Shipping box 8	1,355 mm x 143 mm x 100 mm	2682.00 g	19.38 dm ³

The mentioned product code describes the smallest quantity unit which can be ordered. One shipping unit can contain one or more single products. When placing an order, for the quantity please enter single or multiples of a shipping unit.

References / Links

– For current information see www.ledvance.com/osram-led-tube

Legal advice

– When used to replace a T8 fluorescent lamp the total energy efficiency and light distribution depends on the design of the lighting system.

DISCLAIMER

Subject to change without notice. Errors and omission excepted. Always make sure to use the most recent release.