



UK DECLARATION OF CONFORMITY

We : MANUFACTURER
Schneider Electric Industries SAS
35 rue Joseph Monier
Rueil Malmaison 92500 - France

UK Representative
Schneider Electric Limited
Stafford Park 5
Telford, TF3 3BL - United Kingdom

Hereby declare under our own responsibility that the products:

Trademark	Schneider Electric
Product, Type	<p>Emergency stop pushbutton and head sub-assemblies XB4, XB5, ZB4, ZB5 followed by BS83, BS84, BS86, BS93, BS94, BS96, BT84, BX84, AS83, AS84, AS86, AS93, AS94, AS96, AT84, AT86, AX84 fitted with ZB . . Z009 + ZBE.</p> <p>Plastic control station, emergency stop pushbutton and head sub-assemblies XALK178, XALK188, XALK198, XALK84W, XALK01H, XALK01TH Contact blocks ZENL, or fitted with ZB . . Z009 + ZBE</p> <p>Emergency stop pushbutton for use with XAC pendant control stations ZA2 followed by BS834 or BS844, fitted with ZB2BE102 or XENT1192.</p> <p>And all their accessories.</p>
List of references and illustrations	See Annex

Are in conformity with the requirements of the following regulations and conformity was checked in accordance with the following standards.

Regulation	Designated and/or International standards
The Electrical Equipment (Safety) Regulations SI 2016 No. 1101	BS EN 60947-5-1:2017, (EN 60947-5-1:2017/AC:2020-05) BS EN 60947-5-5:1998+A2:2017 (EN 60947-5-5:1997/A2:2017)
The Electromagnetic Compatibility Regulations SI 2016 No. 1091	BS EN ISO 13850:2015 (EN ISO 13850:2015)
The Restriction of the Use of Certain Hazardous Substances in Electrical and Electronic Equipment Regulations 2012 SI 2012 No. 3032	BS EN IEC 63000:2018 Technical documentation for the assessment of electrical and electronic products with respect to the restriction of hazardous substances Specific offer compliance information about RoHS are publicized on se.com

Subject to correct installation, maintenance and use conforming to its intended purpose, to the applicable regulations and standards, to the supplier's instructions and to accepted rules of the art.

This declaration becomes invalid in the case of any modification to the products not authorized by us.

Compliance with the EMC Regulation will require the application of the EMC guide giving requirements, details and advices for installation of products used. The guide is available on <https://www.se.com>

Issued at Telford - United Kingdom (Representative): August 12, 2021

DocuSigned by:

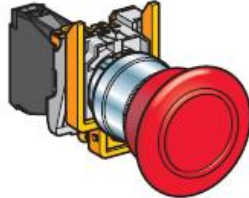
 485DFE6A98894C3...
 Name : **David WILLIAMS**
 VP Marketing UK&I
 Zone UK & Ireland



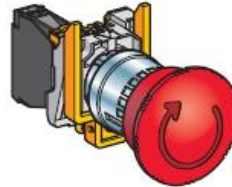
UK DECLARATION OF CONFORMITY

Annex - Illustrations and Product references

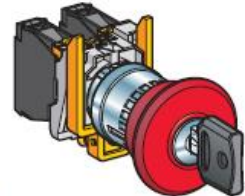
Harmony® XB4 metal



Ø 40 mm/
1.57 in.



Ø 40 mm/
1.57 in.



Ø 40 mm/
1.57 in.

Emergency stop or
Emergency switching off
mushroom head
pushbuttons, Ø 40 mm/
1.57 in., with chromium
plated metal bezel

Emergency stop trigger action and mechanical latching

Push-pull (EN/ISO 13850)

XB4BT845
see [page 44](#)

Turn to release (EN/ISO 13850)

XB4BS844●
see [page 44](#)

Key release (EN/ISO 13850)

XB4BS9445
see [page 44](#)

Non illuminated units
for user assembly
(continued)

Contact functions

Body sub-assemblies

For mushroom head
pushbuttons



Screw clamp terminals
ZB4BZ10●/BZ141
see [page 76](#)

Screw clamp terminals
ZB4BZ10●/BZ141
see [page 76](#)

For Emergency Stop or
Emergency switching off
mushroom head pushbuttons



Emergency stop trigger
action and mechanical
latching

Faston
ZB4BZ10●3
see [page 80](#)



Spring return

ZB4BC●/BR●
see [page 42](#)

Latching

ZB4B●2/BS●2/BS55
see [page 43](#)



Ø 30 mm/1.181 in.
Ø 40 mm/1.575 in.
Ø 60 mm/2.362 in.



Ø 30 mm/1.181 in.
Ø 40 mm/1.575 in.
Ø 60 mm/2.362 in.

Push-pull (EN/ISO 13850)

ZB4BT84
see [page 45](#)

Turn to release (EN/ISO 13850)

ZB4BS8●4
see [page 45](#)



Ø 30 mm/1.181 in.
Ø 40 mm/1.575 in.
Ø 60 mm/2.362 in.



UK DECLARATION OF CONFORMITY

Harmony® XB5 Plastic



Emergency stop or
Emergency switching off
mushroom head pushbuttons

Emergency stop trigger action and mechanical latching		
Ø 40/1.575 in. Push-pull (EN/ISO 13850)	Ø 40/1.575 in. Turn to release (EN/ISO 13850)	Ø 40/1.575 in. Key release (EN/ISO 13850)
XB5AT845 see page 44	XB5AS844● see page 44	XB5AS9445 see page 44

Non-illuminated units
for user assembly
(continued)

Contact function

For mushroom head
pushbuttons

Body
sub-assemblies



Screw clamp terminals
ZB5AZ10●/AZ141
see [page 78](#)

For Emergency stop or
Emergency switching off
mushroom head pushbuttons



Ø 30 mm/1.18 in.
Ø 40 mm/1.57 in.
Ø 60 mm/2.36 in.



Ø 30 mm/1.18 in.
Ø 40 mm/1.57 in.
Ø 60 mm/2.36 in.

Emergency stop trigger
action and mechanical
latching

Faston
ZB5AZ10●3
see [page 82](#)

Push-pull (EN/ISO 13850)
ZB5AT84
see [page 44](#)

Turn to release (EN/ISO 13850)
ZB5AS8●4
see [page 44](#)


Emergency switching off
mechanical latching

Push-pull (IEC 60364-5-53)
ZB5AT●/AX●
see [page 44](#)

Emergency stop trigger
action and mechanical
latching



Spring clamp terminals
ZBE10●5
ZB5AZ10●5
see [page 80](#)



Ø 30 mm/1.18 in.
Ø 40 mm/1.57 in.
Ø 60 mm/2.36 in.

Key release (EN/ISO 13850)
ZB5AS9●4/AS944D,
see [page 44](#)



UK DECLARATION OF CONFORMITY



XALK84W...



ZB5AS84W2B



XALK178

	XB4Bxyzab	XB5AS84Wxyz	ZBExyza	ZBYc	XALK1xyza
	XB5Axyzab	ZB5AS84Wxy	ZB4BZxyza	ZBZc	XALK01H
	ZB4Bxyza	ZBY9Wxya	ZB5BZxyza	ZB4SZ3	XALK01TH
	ZB5Axyza	ZBY8La	ZENL1121	ZB5SZ3	XENT1192
	ZB5AT8643M	XALK84Wxyabc	ZENL1111	ZB4BZ009	
	ZA2Bxyza	XALK178Wxyabc	ZB2BExyz	ZB5AZ009	
x	S,T or X	0, 1, 2, 3, 4 or 5	1, 2 or 3		7, 8 or 9
y	8 or 9	B, G or M	0		8
z	blank, 3, 4 or 6	5 or 41	1, 2, 3, 4 or 5		blank, E, F, G or 6
a	blank or 4	up to four digits	blank, J, 3, 5, 9, 6 or 6P		H7
b	2, 4, 41, 5, 6 or 62	E or G			
c		suffix		suffix	

Note: A minimum of 1 N.C. contact is required; additional N.O. or N.C. contacts for multiple contact installations are optional.