

DIRIS Digiware IO

Digital and analogue input/output modules



DIRIS Digiware IO-10
4 digital inputs/2 digital outputs

DIRIS Digiware IO-20
2 analogue inputs



Configuration
with Easy Config System.

Function

DIRIS Digiware IO modules enrich the measurement system with multiple features:

- DIRIS Digiware IO-10 modules have 4 digital inputs and 2 digital outputs. The 4 digital inputs can be used to monitor the status of third-party devices (position of protective devices, trip counter) or to collect pulses from multi-fluid meters. The 2 digital outputs allow the remote control of third-party equipment signal. Alarms can be configured and assigned to the digital outputs.

- Thanks to their 2 analogue inputs, DIRIS Digiware IO-20 modules can collect data from analogue sensors (pressure, humidity, temperature...).

All the information reported by the IO-10 and IO-20 modules can be viewed on DIRIS Digiware D-xx displays and on Webview, the web server embedded in DIRIS G gateways and in the DIRIS Digiware D-70 display unit.

Advantages

Plug & Play

The IO modules can be easily added anywhere within the measurement system thanks to a quick RJ45 connection.

Multifunction

The combination of voltage measuring modules, current measuring modules, and input/output modules makes DIRIS Digiware a complete and versatile system.

Integrated

All the reported information is accessible from the displays, from WEBVIEW or any other centralised management software.

Compact

The modular format allows the quick connection of a large number of IO-10 and IO-20 modules.

The solution for

- > Industry
- > Building
- > Data center



Strong points

- > Plug & Play
- > Multifunction
- > Integrated
- > Compact

Compliance with standards

- > IEC 61557-12
- > IEC 61010



- > ISO 14025



- > UL

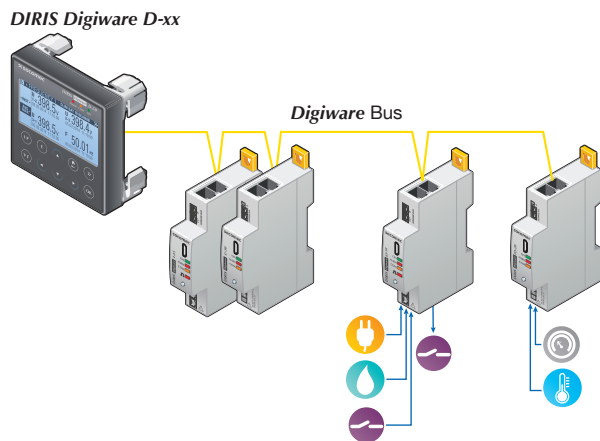


Create your project

- > Find the best DIRIS Digiware configuration:
www.meter-selector.com



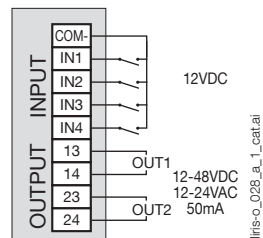
Application diagram



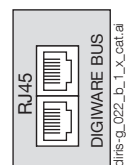
Connections

DIRIS Digiware IO-10

Digital inputs/outputs

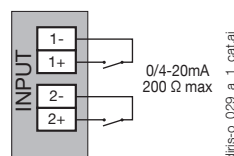


Digiware Bus

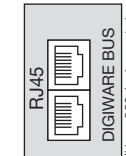


DIRIS Digiware IO-20

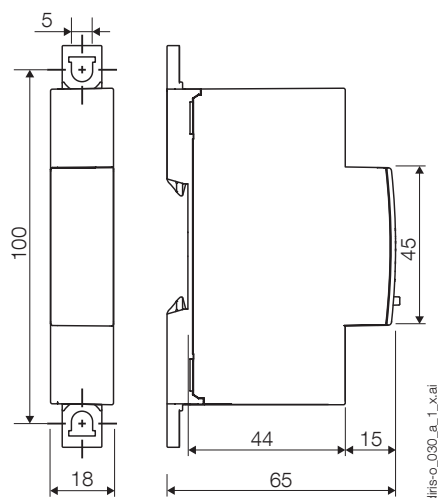
Analogue inputs



Digiware Bus



Dimensions (mm)



Technical characteristics

Measuring characteristics

Digital inputs/outputs- DIRIS Digiware IO-10

Number of inputs	4
Type/power supply	Insulated input, internal polarisation 12 VDC max., 3 mA
Input function	- Status of third-party devices - Monitoring of protective devices (ON/OFF, Trip) - Pulse counter
Number of outputs	2
Type	Insulated output, 48 VDC max., 50 mA and 24 VAC max.
Output function	- Remote control of devices - Alarm signal linked to the inputs (exceeding threshold, status...)
Input/output connection	Removable screw terminal block, 9 positions (5 dedicated to inputs, 4 dedicated to outputs) Stranded or solid 0.14 to 1.5 mm ² cable

Analogue inputs - DIRIS Digiware IO-20

Number of inputs	2
Type/power supply	0/4-20 mA, 200 Ω max
Accuracy	0.5% full scale
Function	Connection of analogue sensors (pressure, humidity, temperature...) with choice of interpolation (linear or quadratic)
Input connection	Removable screw terminal block 2x2 positions, Stranded or solid 0.14 to 1.5 mm ² cable

References

Digiware connection cables		Reference
RJ45 cables for Digiware Bus	Length 0.06 m	4829 0189
	Length 0.10 m	4829 0181
	Length 0.20 m	4829 0188
	Length 0.50 m	4829 0182
	Length 1 m	4829 0183
	Length 2 m	4829 0184
	Length 3 m	4829 0190
	Length 5 m	4829 0186
	Length 10 m	4829 0187
	Reel 50 m + 100 connectors	4829 0185
Termination for Digiware Bus (supplied with interfaces C and D)		4829 0180
USB configuration cable		4829 0050

DIRIS Digiware input/output modules		Reference
IO-10	4 digital inputs/2 outputs module	4829 0140
IO-20	2 analogue input module	4829 0145