

75009630	<b>DATA SHEET</b>	
Valid from: 24.04.2019	<b>EPIC® KIT H-A 16 SS TG M20</b>	

## Description

- H-A inserts, easy to service, with screw termination up to 2.5 mm<sup>2</sup> wire cross section
- The small H-A is used whenever there is minimal space
- Easy cable connection with straight cable entry in the contacts.
- Optimally matched components
- Reduced ordering effort
- No wrong orders



## Components of the combination

Article number of the combination	75009630
Housing	H-A 16 Tg M20 (19565000)
Insert	H-A 16 SS (10530000)

## General characteristics

Series	H-A 16
Version	Male
Connection type	Screw termination
Pin-arrangement	16 + PE
Contact diameter	2,5 mm
Termination cross section	Screw termination: 0,5 – 2,5 mm <sup>2</sup>
Degree of protection (DIN EN 60529)	IP 65 (latched)
Degree of protection (NEMA 250/UL 50E)	12, 4 (latched)
Cycles of mechanical operation	100
Temperature range	-40°C to +125°C, short term up to +125

## Materials and surfaces

Housing	Zinc die-casting
Housing, surface	Powder-coating, grey
Insert	PBT
Contact, base material	Copper alloy
Contact, surface	Hard-silver

## Electrical characteristics

Rated Voltage, IEC	400 V
Rated Voltage, UL	600 V
Rated Voltage, CSA	600 V
Rated Impulse Voltage	4 kV
Rated Current, IEC	16 A
Rated Current, UL	16 A
Rated Current, CSA	16 A
Contact Resistance	1,5 - 4 mOhm
Degree of Soiling	3

Creator: JOKR1/PDP Released: IVSE1/PDP	Document: DB75009630EN Version: 02	Page 1 of 3
---	---------------------------------------	-------------

75009630	<b>DATA SHEET</b>	
Valid from: 24.04.2019	<b>EPIC<sup>®</sup> KIT H-A 16 SS TG M20</b>	

**Approvals**

VDE-Approval, VDE-REG.-Nr.  
UL File Number

B437  
E75770



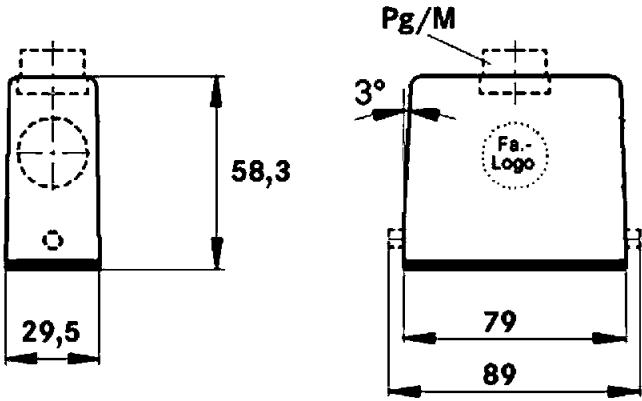
**Standards**

Safety Standard

IEC 61984; UL 1977; CSA-C22.2 182.3

**Technical Drawings :**

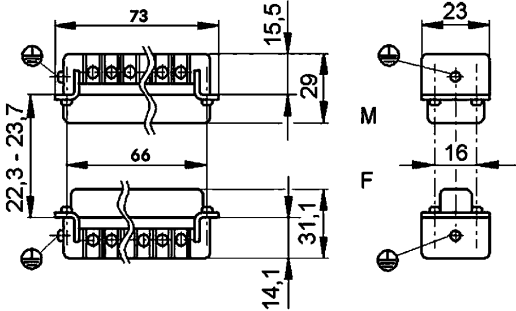

Housing



Insert

Pin assignment :

Dimensions :



We reserve all rights according to DIN ISO 16016.  
PD 0019/05\_04.18EN

75009630	<b>DATA SHEET</b>	
Valid from: 24.04.2019	<b>EPIC<sup>®</sup> KIT H-A 16 SS TG M20</b>	



Industrial machinery and plant engineering



Mechanical resistance



Robust



Waterproof



Assembly time



Space requirement

### Info

Compact, robust metal housings size H-A 10  
 Robust power supply connector  
 Straight cable entry into the contacts

### Application range

Machine and equipment manufacturing  
 Control engineering  
 Electronic laboratory

### Remark

Photographs are not to scale and do not represent detailed images of the respective products.

Creator: JOKR1/PDP Released: IVSE1/PDP	Document: DB75009630EN Version: 02	Page 3 of 3
---	---------------------------------------	-------------