

Product Environmental Profile

PowerLogic ION9000





General information

Representative product

PowerLogic ION9000 - METSEION95040

Description of the product

The Power Meter measures, records, communicates. It can be on din-rail or panel mounted. It is powered by 240vAC supply. The functionalities and accuracy: Power meters monitor Power (Voltage, Current, Power, Energy) and Power quality (harmonics, Sag/swell, Transient). Data can be recorded (fast recording) to be uploaded on Edge software. Most of meters have a display to configure and visualize the data. Communication with Edge software is also available on advance meters.

Functional unit

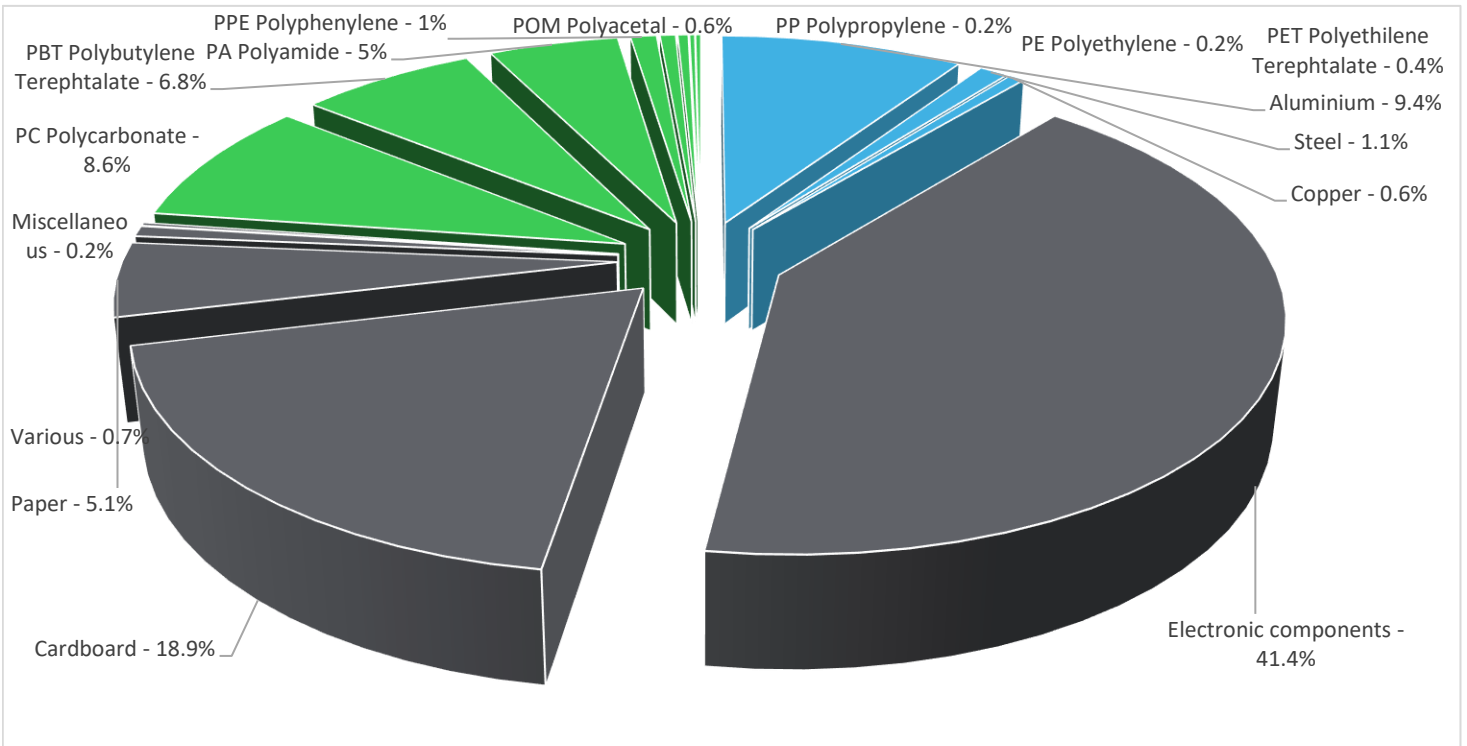
To monitor the 3-phase power, calculates residual current for Ground or for Neutral and display the measurement on screen and network connection during 10 years.



Constituent materials

Reference product mass

4262.63 g including the product, its packaging and additional elements and accessories



Plastics	22.8%
Metals	11.1%
Others	66.3%



Substance assessment

Products of this range are designed in conformity with the requirements of the RoHS directive (European Directive 2011/65/EU of 8 June 2011) and do not contain, or only contain in the authorised proportions, lead, mercury, cadmium, hexavalent chromium or flame retardants (polybrominated biphenyls - PBB, polybrominated diphenyl ethers - PBDE) as mentioned in the Directive

As the products of the range are designed in accordance with the RoHS Directive (European Directive 2002/95/EC of 27 January 2003), they can be incorporated without any restriction in an assembly or an installation subject to this Directive.

Details of ROHS and REACH substances information are available on the Schneider-Electric Green Premium website

<http://www2.schneider-electric.com/sites/corporate/en/products-services/green-premium/green-premium.page>

Additional environmental information

The PowerLogic ION9000 presents the following relevant environmental aspects

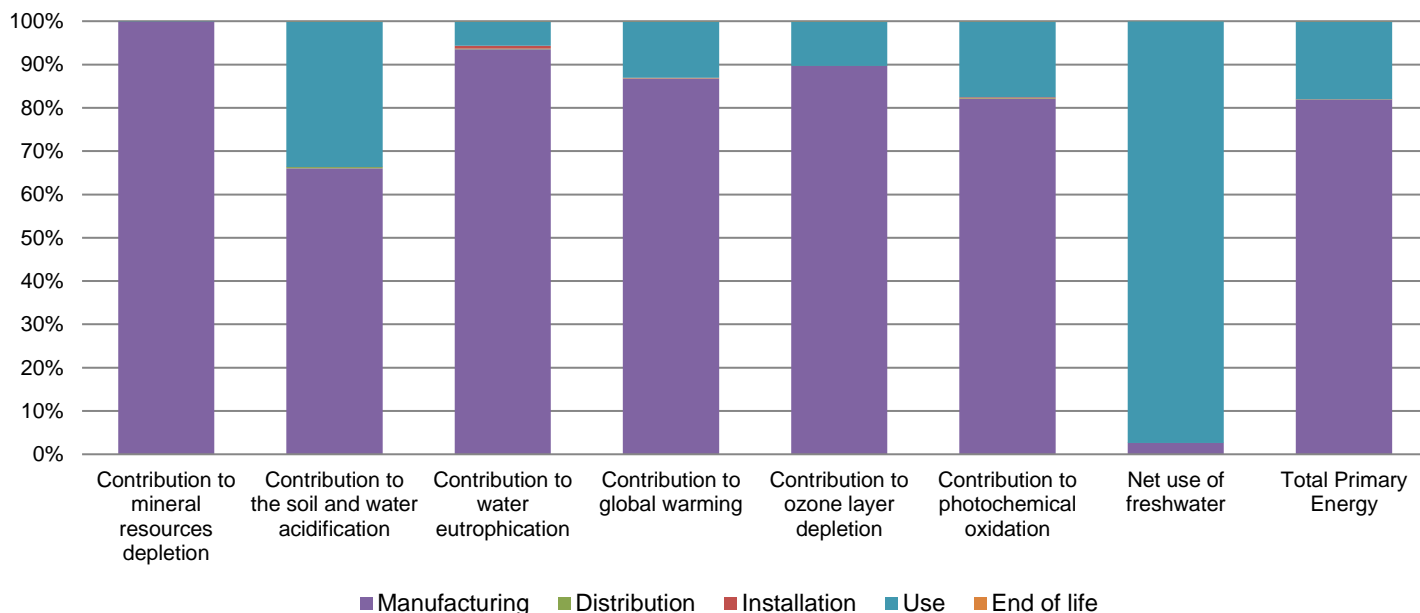
Design	Indicate all the eco-design improvements brought to the product at the design phase compared to previous offer range, refer to ecoDesign Way results
Manufacturing	Manufactured at a Schneider Electric production site ISO14001 certified
Distribution	Weight and volume of the packaging optimized, based on the European Union's packaging directive Packaging weight is 1061.5 g, consisting of Cardboard (72%), Paper (19%), PE Polyethylene (1%), PET Polyethylene Terephthalate (1%), Polyester Fiber (0.09%), PI Polyimide (0.02%)
Installation	Ref METSEION95040 does not require any installation operations. The disposal of the packaging materials is accounted for during the installation phase (including transport to disposal).
Use	The product does not require special maintenance operations.
End of life	End of life optimized to decrease the amount of waste and allow recovery of the product components and materials This product contains Electronic Card (1637.75g) that should be separated from the stream of waste so as to optimize end-of-life treatment. The location of these components and other recommendations are given in the End of Life Instruction document which is available on the Schneider-Electric Green Premium website http://www2.schneider-electric.com/sites/corporate/en/products-services/green-premium/green-premium.page Recyclability potential: 21% Based on "ECO'DEEE recyclability and recoverability calculation method" (version V1, 20 Sep. 2008 presented to the French Agency for Environment and Energy Management: ADEME).

Environmental impacts

Reference life time	10 years
Product category	Other equipments - Active product
Installation elements	Ref METSEION95040 does not require any special component for the installation operations. The disposal of the packaging materials is accounted for during the installation phase (including transport to disposal).
Use scenario	Consumption is 2W in active mode and 100% runtime
Geographical representativeness	Global: Europe

Technological representativeness	<p>The Power Meter measures, records, communicates. It can be on din-rail or panel mounted. It is powered by 240vAC supply. The functionalities and accuracy: Power meters monitor Power (Voltage, Current, Power, Energy) and Power quality (harmonics, Sag/swell, Transient). Data can be recorded (fast recording) to be uploaded on Edge software Most of meters have a display to configure and visualize the data Communication with Edge software is also available on advance meters.</p>			
Energy model used	Manufacturing	Installation	Use	End of life
	Energy model used: Mexico	Electricity Mix; AC; consumption mix, at consumer; < 1kV; EU-27	Electricity Mix; AC; consumption mix, at consumer; < 1kV; EU-27	Electricity Mix; AC; consumption mix, at consumer; < 1kV; EU-27

Compulsory indicators		PowerLogic ION9000 - METSEION95040					
Impact indicators	Unit	Total	Manufacturing	Distribution	Installation	Use	End of Life
Contribution to mineral resources depletion	kg Sb eq	5.28E-02	5.28E-02	0*	0*	7.46E-06	0*
Contribution to the soil and water acidification	kg SO ₂ eq	1.07E+00	7.04E-01	2.56E-03	1.47E-04	3.58E-01	9.45E-04
Contribution to water eutrophication	kg PO ₄ ³⁻ eq	3.83E-01	3.58E-01	5.90E-04	2.36E-03	2.16E-02	2.38E-04
Contribution to global warming	kg CO ₂ eq	6.62E+02	5.74E+02	5.61E-01	1.33E+00	8.58E+01	3.72E-01
Contribution to ozone layer depletion	kg CFC11 eq	5.43E-05	4.87E-05	0*	0*	5.59E-06	2.38E-08
Contribution to photochemical oxidation	kg C ₂ H ₄ eq	1.13E-01	9.25E-02	1.83E-04	3.15E-04	1.97E-02	9.88E-05
Resources use	Unit	Total	Manufacturing	Distribution	Installation	Use	End of Life
Net use of freshwater	m3	3.20E+02	8.38E+00	0*	0*	3.11E+02	0*
Total Primary Energy	MJ	9.56E+03	7.83E+03	7.93E+00	0*	1.71E+03	4.64E+00



Optional indicators		PowerLogic ION9000 - METSEION95040					
Impact indicators	Unit	Total	Manufacturing	Distribution	Installation	Use	End of Life
Contribution to fossil resources depletion	MJ	9.56E+03	8.57E+03	7.88E+00	0*	9.74E+02	4.23E+00
Contribution to air pollution	m ³	5.72E+04	5.34E+04	2.39E+01	9.37E+00	3.69E+03	3.32E+01
Contribution to water pollution	m ³	4.16E+04	3.79E+04	9.22E+01	6.23E+01	3.54E+03	3.72E+01
Resources use	Unit	Total	Manufacturing	Distribution	Installation	Use	End of Life
Use of secondary material	kg	5.95E-01	5.95E-01	0*	0*	0*	0*
Total use of renewable primary energy resources	MJ	3.60E+02	1.42E+02	0*	0*	2.18E+02	0*


Total use of non-renewable primary energy resources	MJ	9.20E+03	7.69E+03	7.92E+00	0*	1.50E+03	4.63E+00
Use of renewable primary energy excluding renewable primary energy used as raw material	MJ	3.49E+02	1.31E+02	0*	0*	2.18E+02	0*
Use of renewable primary energy resources used as raw material	MJ	1.18E+01	1.18E+01	0*	0*	0*	0*
Use of non renewable primary energy excluding non renewable primary energy used as raw material	MJ	9.15E+03	7.64E+03	7.92E+00	0*	1.50E+03	4.63E+00
Use of non renewable primary energy resources used as raw material	MJ	4.60E+01	4.60E+01	0*	0*	0*	0*
Use of non renewable secondary fuels	MJ	0.00E+00	0*	0*	0*	0*	0*
Use of renewable secondary fuels	MJ	0.00E+00	0*	0*	0*	0*	0*
Waste categories	Unit	Total	Manufacturing	Distribution	Installation	Use	End of Life
Hazardous waste disposed	kg	5.41E+02	5.36E+02	0*	0*	0*	5.85E+00
Non hazardous waste disposed	kg	4.43E+02	1.21E+02	0*	1.09E+00	3.20E+02	0*
Radioactive waste disposed	kg	2.47E-01	3.31E-02	0*	0*	2.14E-01	0*
Other environmental information	Unit	Total	Manufacturing	Distribution	Installation	Use	End of Life
Materials for recycling	kg	6.45E-01	2.14E-01	0*	0*	0*	4.30E-01
Components for reuse	kg	0.00E+00	0*	0*	0*	0*	0*
Materials for energy recovery	kg	2.78E-02	3.53E-03	0*	0*	0*	2.42E-02
Exported Energy	MJ	1.27E-01	0*	0*	1.27E-01	0*	0*

* represents less than 0.01% of the total life cycle of the reference flow

Life cycle assessment performed with EIME version EIME v5.7.0.3, database version 2016-11 in compliance with ISO14044.

The manufacturing phase is the life cycle phase which has the greatest impact on the majority of environmental indicators (based on compulsory indicators).

Please note that the values given above are only valid within the context specified and cannot be used directly to draw up the environmental assessment of an installation.

Registration number :	SCHN-00304-V01.01-EN	Drafting rules	PCR-ed3-EN-2015 04 02
Verifier accreditation N°	VH33	Supplemented by	PSR-0005-ed2-EN-2016 03 29
Date of issue	11/2018	Information and reference documents	www.pep-ecopassport.org
		Validity period	5 years
Independent verification of the declaration and data, in compliance with ISO 14025 : 2010			
Internal	External	X	
The PCR review was conducted by a panel of experts chaired by Philippe Osset (SOLINNEN)			
PEP are compliant with XP C08-100-1 :2014			
The elements of the present PEP cannot be compared with elements from another program.			
Document in compliance with ISO 14025 : 2010 « Environmental labels and declarations. Type III environmental declarations »			
			

Schneider Electric Industries SAS

Country Customer Care Center
<http://www.schneider-electric.com/contact>

35, rue Joseph Monier

CS 30323

F- 92506 Rueil Malmaison Cedex

RCS Nanterre 954 503 439

Capital social 896 313 776 €

www.schneider-electric.com

Published by Schneider Electric

SCHN-00304-V01.01-EN

© 2017 - Schneider Electric – All rights reserved

11/2018

ENVPEP1801009_V1 - SCHN-00304-V01.01-EN

11/2018