

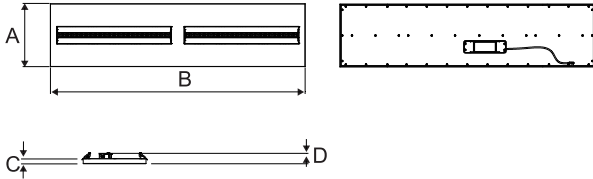
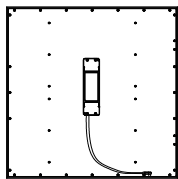
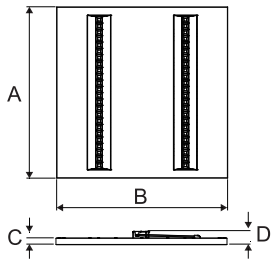
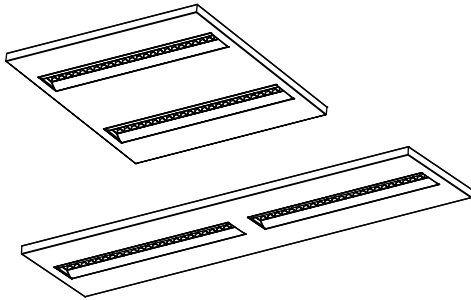
LED Panel Sydney BLE

Item Code	CCT	kg
-----------	-----	----

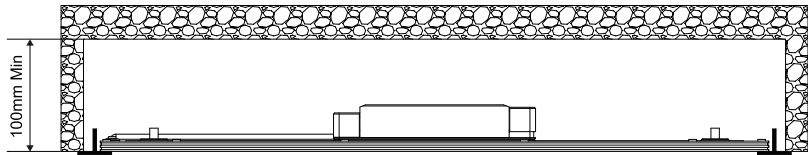
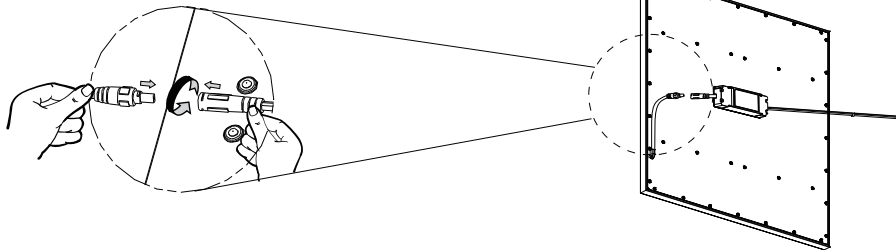
542008002100	3000K	3.4kg
542008002200	4000K	3.4kg
542008002300	3000K	3.5kg
542008002400	4000K	3.5kg

*Accessories should be purchased separately.

140053150	LED PL-SI-E MT-SPRINGS	0.09kg
140055365	LED PL-SL-E-SP-KIT	0.13kg

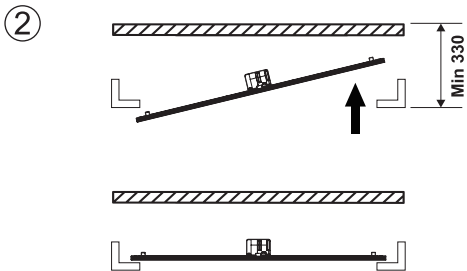
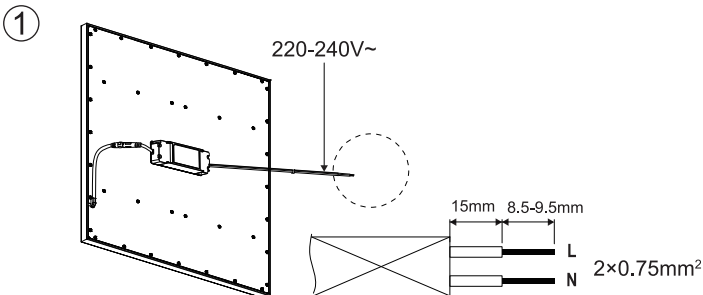


Model Name	A (mm)	B (mm)	C (mm)	D (mm)	Rated Voltage	Frequency	Rated Power
LED PL-RC-P SQ595-35W BLE U19	595	595	24.5	47	220-240V~	50/60Hz	35W
LED PL-RC-P RE295-35W BLE U19	295	1195	24.5	47	220-240V~	50/60Hz	35W

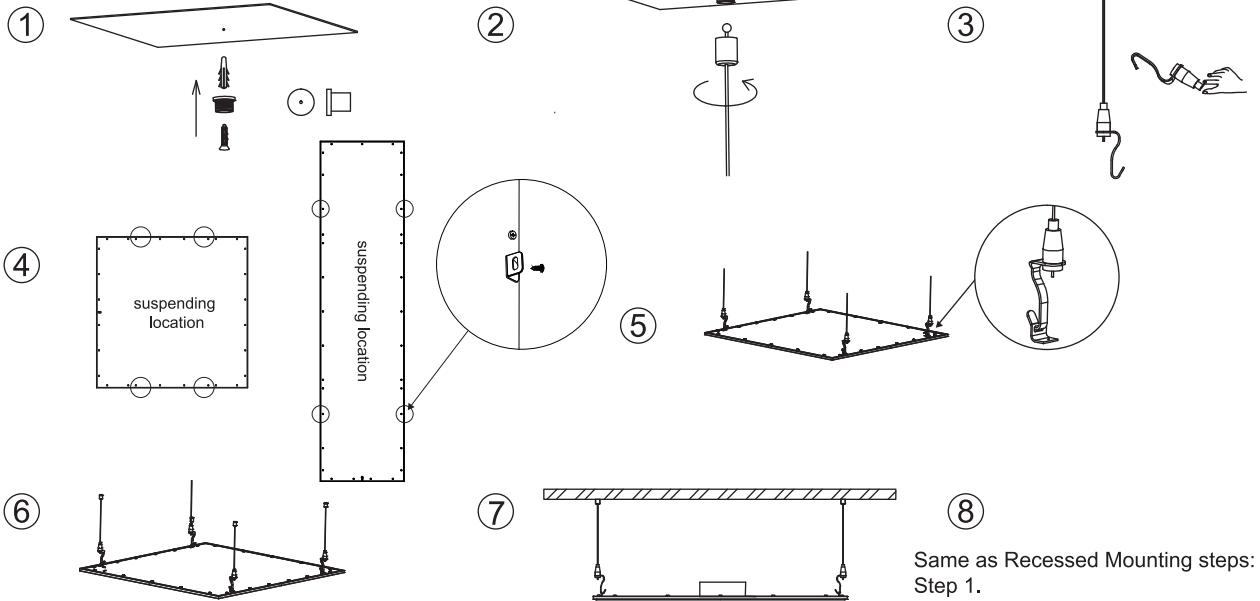


Do not cover with insulation material

Recessed Mounting (Lay-in)


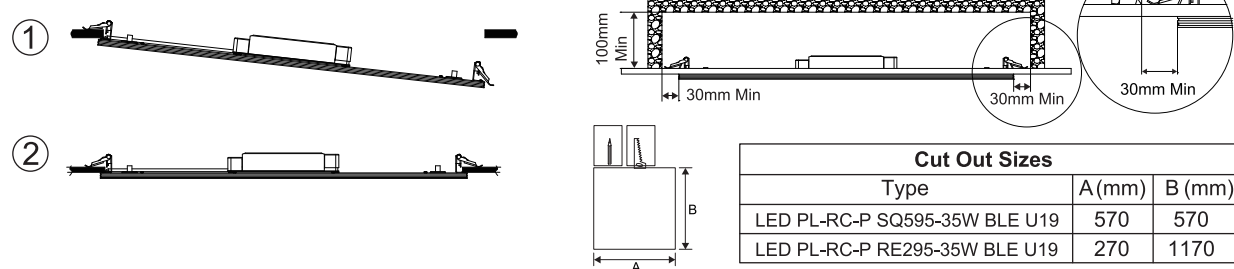


Suspended installation



1. Fix the installation frame with anchor into target place on the ceiling. (Picture 1)
2. Screw nut to the part installed on ceiling in step 1. (Picture 2)
3. Connect the other end of the lines with the hook. (Picture 3)
4. Remove the screws from the backplate circled in picture 4, fix the L shape hanger by the screws from suspension kit. (Suspension kit are accessory). (Picture 4)
5. Hang the panel in the hook at indicated locations circled in picture 4. (Picture 5)

Recessed Mounting (Clips)



Luminaires not suitable for covering with thermally insulating material.
 Leuchten sind nicht mit thermisch isolierenden Materialien abzudecken.

In case of damage to the wire, it has to be replaced only by the manufacturer, distributor or by an expert, to avoid risks.

Caution: Any operation on LED module is forbidden while power-on.
 Zur Vermeidung von Risiken müssen defekte Leitungen ausschließlich vom Hersteller, Inverkehrbringer oder Fachmann ausgetauscht werden.
 Achtung: In Betrieb ist keine Arbeit am LED-Modul erlaubt.

For non-user replaceable light sources:
 The light source contained in this luminaire shall only be replaced by the manufacturer or his service agent or a similar qualified person.

Das Leuchtmittel dieser Leuchte ist nicht austauschbar. Wenn das Leuchtmittel das Ende seiner Lebensdauer erreicht hat, muss die gesamte Leuchte ersetzt werden.

Bluetooth Operating frequency: 2402-2480 MHz, Bluetooth Max Transmission Power: <20dBm

Terminal block not included. Installation may require advice from a qualified person.

Only use suitable connection boxes with internal terminal blocks conform to EN60998-2-1 or EN60998-2-2 Terminal should be capable for at least 450V 16A, 0.75mm² wiring.

Data subject to change/ Les données sont sujettes à modifications Änderungen vorbehalten

Opplé Lighting Electronic (Zhongshan) Co., Ltd.
 Building A, No.275 Dongan Bei Road,
 Haizhou District,
 Guzhen Town,
 Zhongshan City,
 Guangdong, China.

OPPLE Lighting B.V.
 Materiaalweg 6-6A
 5681 RJ Best
 The Netherlands
 service@opple.com
 www.opple.com

