




Push-in disconnecter terminal
4mm², 1-level, blue color



Code	EFS400BL
Type	EFS.4/BL
HS code	85369010
Colour	Blue
TECHNICAL FEATURES	
Function/Type	Disconnecter
Rated cross-section	4 mm ²
Connecting capacity	
Flexible wire	0.2-6 mm ²
Rigid wire	0.2-6 mm ²
Wire with ferrule - ferrule type	4 mm ² - WP40/16
Electrical characteristics according to IEC EN standard	
Maximum voltage AC/DC	630 V
Maximum current (rated cross-section)	26 A
Caliber	A4
Electrical characteristics according to UL Standard	
Maximum voltage AC/DC	600 V
Maximum current (rated cross-section)	18.5 A
Section (min-max)	24-10 (AWG)
Electrical characteristics according to ATEX directive and IEC Ex standard	
Rated impulse withstand voltage / pollution degree	4 kV / 3
Insulation stripping length	10 mm
Width (pitch)	6.2 mm
Length	55.2 mm
Height mounted on TH35-7.5/TH35-15/G32	41.2 / 48.7 / - mm
Insulation material temperature index (EN 60216-1)	130 °C
Plastic material	Polyamide UL94V-0
ACCESSORIES	
End section	
Grey	EFC.4/PT/GR (cod. EFC401GR)
Blue	EFC.4/PT/BL (cod. EFC401BL)
Thickness	1.5 mm
Cross-connection	EFB.4/.../... (cod. EFB04...)
Rated current carrying capacity IEC/ATEX	32 A
Coloured partition plate	DFE.1+1/R (cod. DFE01R)
Marking	
Single marking tag	CNU/8/51 (cod. NU0851S), CNU/10/51 (cod. NU1051S)
Single marking tag for pitch insertion	CNU/8/61 (cod. NU0861S), CNU/10/61 (cod. NU1061S)
End bracket	
TH35 screw type	BT/3 (cod. BT003)
TH35 snap-fit type	BTO (cod. BT007)
TH35 and G32 snap-fit type	BTU (cod. BT005)
DIN rail according to IEC 60715/TH35	PR/3/..
APPROVALS AND MARKINGS	
	



* Reduced wiring time* Wire release push button
1 For more details on accessories, refer to the relevant chapters

DESCRIZIONE DEL PRODOTTO

EFS.4/BL
Push-in disconnecter terminal 4mm², 1-level, blue color