



MASTER SDW-T

MASTER SDW-T 100W/825 PG12-1 1SL/12

Range of high-efficiency, discharge lamps with warm color to be used in open luminaires

Warnings and Safety

- Use only with dedicated Philips control gear
- A lamp breaking is extremely unlikely to have any impact on your health. If a lamp breaks, ventilate the room for 30 minutes and remove the parts, preferably with gloves. Put them in a sealed plastic bag and take it to your local waste facilities for recycling. Do not use a vacuum cleaner.

Product data

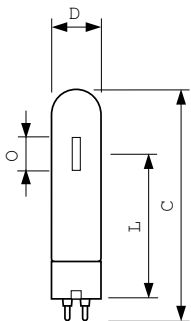
Operating and Electrical		Color rendering index (CRI)	
Power Consumption	97.0 W		83
Voltage (Nom)	97 V	Controls and Dimming	
Voltage (Nom)	97 V	Dimmable	No
General Information		Mechanical and Housing	
Cap-Base	PG12-1 [PG12-1]	Bulb Finish	Clear
Operating Position	UNIVERSAL [Any or Universal (U)]	Bulb Material	Hard Glass
Flux measurement reference	Sphere	Bulb Shape	T31 [T 31mm]
Light Technical		Approval and Application	
Color Code	825 [CCT of 2500K]	Mercury (Hg) Content (Max)	11.4 mg
Luminous Flux	5,100 lumen	Mercury (Hg) Content (Nom)	11.4 mg
Color Designation	Golden White	Energy Consumption kWh/1000 h	97 kWh
Chromaticity Coordinate X (Nom)	0.478	EPREL Registration Number	473,397
Chromaticity Coordinate Y (Nom)	0.415	Product Data	
Correlated Color Temperature (Nom)	2500 K	Full product code	871150073404415
Luminous Efficacy (rated) (Nom)	52.58 lm/W	Order product name	MASTER SDW-T 100W/825 PG12-1 1SL/12

MASTER SDW-T

Order code	928154109227
Numerator - Quantity Per Pack	1
Numerator - Packs per outer box	12
Material number (12NC)	928154109227


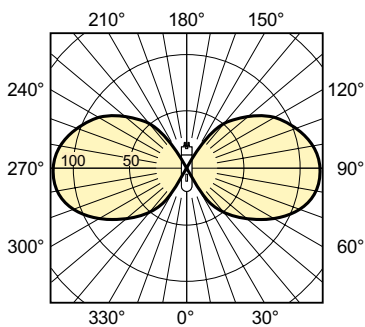
Full product name	MASTER SDW-T 100W/825 PG12-1 1SL/12
EAN/UPC - Case	8711500831163

Dimensional drawing



Product	D (max)	O	L	C (max)
MASTER SDW-T 100W/825 PG12-1 1SL/12	32 mm	18.3 mm	91 mm	149 mm

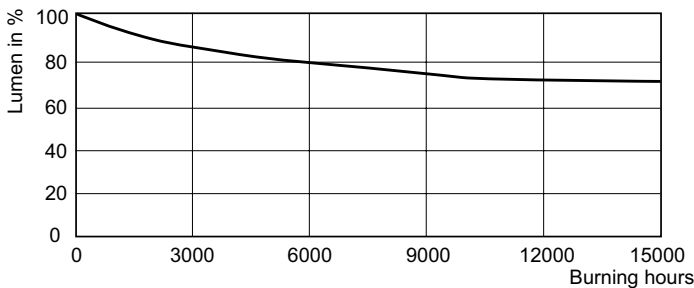
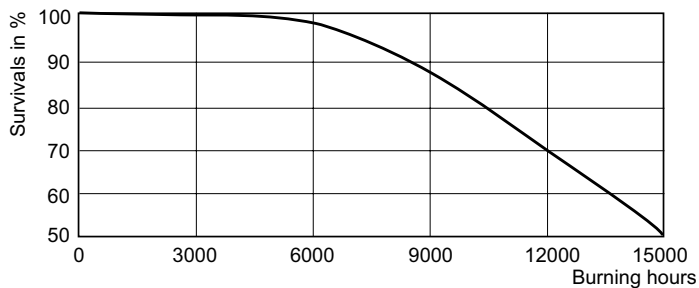
Photometric data



Light Distribution Diagram - MASTER SDW-T 100W/825 PG12-1 1SL/12

Spectral Power Distribution Colour - MASTER SDW-T 100W/825 PG12-1 1SL/12

Lifetime



Life Expectancy Diagram - MASTER SDW-T 100W/825 PG12-1 1SL/12

Lumen Maintenance Diagram - MASTER SDW-T 100W/825 PG12-1 1SL/12

