

Product Data Sheet

GW40886

40 CDI Range



The range of IP40 protected flush mounting enclosures offers sizes from 2 to 72 modules, available with a smoked transparent door (particularly suitable for the commercial and industrial sector) or a blank door (ideal for domestic application). They can be equipped with bipolar and unipolar terminal blocks, 80 A and 125 A, with screw wiring; they allow to create simple and neat wiring reducing the set-up time of the enclosure.

Insulation class	II (according to IEC 61140 standards)	Colour	White RAL 9016
Outer dim. LxHxD (mm)	330x420x85	IP degree	IP40
Installation	For brick wall	Dispersible power (W)	37
Mechanical resistance	IK08	Rated voltage	400 V
Door colour	Blank	No. of modules EN 50022	24 (12X2)
Rated current	125 A	Glow Wire Test	650 °C
Operating temperature	-15 ÷ +60°C	Type of material	Halogen-free in compliance with EN 60754-2
Electrocod	0311	Thermo-pressure with ball	70 °C
Standard	EN 60670-1 (CEI 23-48) IEC60670-24 CEI 23-49	Insulation voltage	750 V
Max. installable terminal blocks	2 x 12 modules		






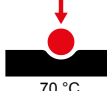
BEHAVIOUR WITH CHEMICAL AND ATMOSPHERIC AGENTS

Saline solution	Acids		Bases		Solvents				Mineral oil	UV rays
	Concentrated	Diluted	Concentrated	Diluted	Hexane	Benzol	Acetone	Ethyl alcohol		
Resistant	Not resistant	Limited resistance	Not resistant	Limited resistance	Resistant	Not resistant	Not resistant	Limited resistance	Limited resistance	Limited resistance

DIMENSIONAL



TECHNICAL SYMBOLOGY

 II (according to IEC 61140 standards)
  IP40
  IK08
  GWT 650 °C
  INSTALLATION -15°C min to +80°C max -15 ÷ +60°C
  HF HALOGEN FREE Halogen-free in compliance with EN 60754-2
  70 °C

STANDARDS/APPROVALS

