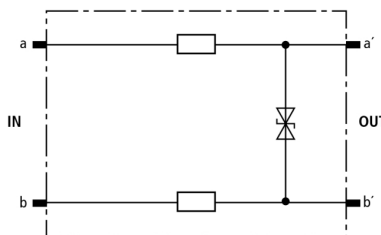


DRL RD 60 (907 444)

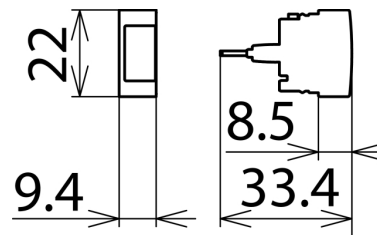
- Low voltage protection level line/line for protecting terminal equipment
- Energy-coordinated with DRL plug-in SPD block
- For installation in conformity with the lightning protection zone concept at the boundaries from 1 – 2 and higher



Figure without obligation




Basic circuit diagram DRL RD 60



Dimension drawing DRL RD 60

Protective plug (one pair), energy-coordinated with DRL plug-in SPD block, for use as single-stage protective device for terminal equipment. Low voltage protection level line-line for floating interfaces. To be mounted into EF 10 DRL. Installation recommended only in combination with DRL plug-in SPD block.

Type	DRL RD 60
Part No.	907 444
SPD class	
Nominal voltage (U_N)	60 V
Max. continuous operating voltage (d.c.) (U_C)	70 V
Max. continuous operating voltage (a.c.) (U_C)	49.5 V
Nominal current (I_N)	0.4 A
D1 Total lightning impulse current (10/350 μ s) in combination with DRL 10 B... (I_{imp})	5 kA
D1 Lightning impulse current (10/350 μ s) per line in combination with DRL 10 B... (I_{imp})	2.5 kA
C2 Total nominal discharge current (8/20 μ s) in combination with DRL 10 B... (I_n)	10 kA
C2 Nominal discharge current (8/20 μ s) per line in combination with DRL 10 B... (I_n)	5 kA
C1 Nominal discharge current (8/20 μ s) per line without DRL 10 B... (I_n)	0.25 kA
Voltage protection level line-PG for I_{imp} D1 in combination with DRL 10 B... (U_p)	≤ 500 V
Voltage protection level line-line at 1 kV/ μ s C3 (U_p)	≤ 95 V
Series resistance per line	4.7 ohms
Cut-off frequency line-line (f_C)	11 MHz
Capacitance line-line (C)	≤ 500 pF
Operating temperature range (T_U)	-40 °C ... +80 °C
Degree of protection	IP 20 (when plugged in)
Plugs into	LSA disconnection block 2/10 or DRL 10 B ... plug-in SPD block
Enclosure material	polyamide PA 6.6
Colour	yellow
Test standards	IEC 61643-21 / EN 61643-21
Weight	3 g
Customs tariff number	85363010
GTIN	4013364107724
PU	10 Stk

We reserve the right to introduce changes in performance, configuration and technology, dimensions, weights and materials in the course of technical progress. The figures are shown without obligation.