

BT 24 (925 001)


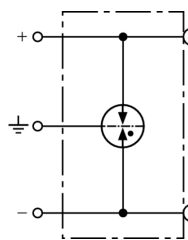
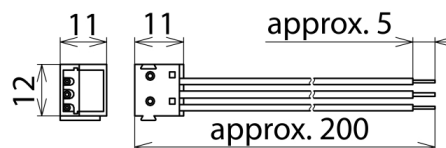


Figure without obligation



Basic circuit diagram BT 24



Dimension drawing BT 24

Surge arrester with KNX bus terminal design, adapted to the immunity of KNX / EIB systems. EIBA-certified.

Type	BT 24
Part No.	925 001
SPD class	TYPE2
Nominal voltage (U_n)	24 V
Max. continuous operating voltage (d.c.) (U_c)	45 V
Nominal current (I_n)	6 A
D1 Lightning impulse current (10/350 μ s) per line	1 kA
C2 Nominal discharge current per line (I_n)	5 kA
Voltage protection level line-line for I_n C2	≤ 1200 V
Voltage protection level line-PG for I_n C2	≤ 650 V
Voltage protection level line-line at 1 kV/ μ s C3	≤ 750 V
Voltage protection level line-PG at 1 kV/ μ s C3	≤ 500 V
Cut-off frequency line-line (f_c)	70 MHz
Capacitance line-line	≤ 10 pF
Capacitance line-PG	≤ 10 pF
Operating temperature range (T_U)	-40 °C ... +80 °C
Degree of protection	IP 20
Connection	spring contacts ($\varnothing 1$ mm) / connecting leads ($\varnothing 0.8$ mm)
Earthing via	lead (0.75 mm ²), 200 mm long
Enclosure material	thermoplastic
Colour	blue
Test standards	IEC 61643-21
Approvals	EIBA-Zertifizierung Nr. Z 32/1399/95
Weight	10 g
Customs tariff number	85363010
GTIN	4013364047365
PU	1 Stk

We reserve the right to introduce changes in performance, configuration and technology, dimensions, weights and materials in the course of technical progress. The figures are shown without obligation.