

PRODUCT DATASHEET

ENDURA PRO UpDown Sensor 10W 4000K IP55 Dark Gray

ENDURA® PRO UPDOWN SENSOR | Modern shaped wall sensor luminaires with light outlet up and down



Areas of application

- Outdoor
- Building facades
- Arcade passage

Product benefits

- Decorative wall light
- Easy and quick installation

Product features

- 4 operating modes selectable (light 6h continuous on, standby, switch-on by movement or dusk)
- Type of protection: IP55
- Impact resistance: IK05
- Protection class: II



TECHNICAL DATA

Electrical data

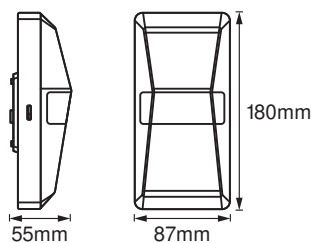
Nominal wattage	10.00 W
Nominal voltage	220...240 V
Mains frequency	50...60 Hz
Nominal current	55.000 mA
Inrush current	4 A
Inrush current time T_{h50}	< 10 μ s
Max. number of luminaires per miniature circuit breaker B16	150
Max. number of luminaires per miniature circuit breaker C10	120
Max. number of luminaires per miniature circuit breaker C16	192
Power factor λ	> 0.85
Protection class	II
Operating mode	Mains voltage

Photometrical data

Luminous flux	1000 lm
Total luminous flux of contained light sources	1360 lm
Luminous efficacy	91 lm/W
Color temperature	4000 K
Light color (designation)	Cool White
Color rendering index Ra	≥ 80
Standard deviation of color matching	≤ 6 sdc _m
Flickering metric (Pst LM)	≤ 1
Stroboscope effect metric (SVM)	≤ 0.9
Photobiological safety group acc. to EN62778	RG1
Photobiological safety group acc. to EN62471	RG1
Beam angle	60 ° x 85 °

Dimensions & Weight

Length	87.00 mm
Width	55.00 mm
Height	180.00 mm
Product weight	312.00 g



Materials & Colors

Product color	Dark grey
Housing color	Dark gray
Body material	Polycarbonate (PC)
Cover material	Polycarbonate (PC)
Mercury content	0.0 mg

Application & Mounting

Ambient temperature range	-20...+40 °C
Temperature range at storage	-30...+70 °C
Type of connection	Terminal, 3-Pole (L, N, PE)
Type of protection	IP55
Protection class IK (shock resistance)	IK05
Dimmable	No
Mounting type	Surface
Mounting location	Wall
Application environment	Outdoor
LED module replaceable	Not replaceable
With light source	Yes

Lifespan

Lifespan L70/B50 at 25 °C	30000 h ¹⁾
Number of switching cycles	12500

¹⁾ t[h]: L70 / B50 @ 25 °C (Ta), t[h]: L80 / B10 @ 25 °C (Ta), t[h]: L90 / B10 @ 25 °C (Ta)

Control gear

Output current	223...247 mA
----------------	--------------




Sensor

Type of sensor	Light / Motion
Sensor technology	Passive infrared (PIR)
Sensor detection angle	180 °
Sensor controlled switching time	5 s...15 min
Detection range of motion sensor	12 m
Detection threshold of daylight sensor	1...1000 lx

Certificates & Standards

Standards	CE / EAC / UKCA
Luminaire with limited surface temperature, "D sign"	No

DOWNLOAD DATA

Documents and certificates	
	User instruction
	Declarations Of Conformity CE
	Declarations Of Conformity UKCA

LOGISTICAL DATA

Product code	Packaging unit (Pieces/Unit)	Dimensions (length x width x height)	Gross weight	Volume
4058075228962	Folding box 1	75 mm x 95 mm x 189 mm	351.00 g	1.35 dm ³
4058075228979	Shipping box 6	225 mm x 200 mm x 206 mm	2314.00 g	9.27 dm ³

The mentioned product code describes the smallest quantity unit which can be ordered. One shipping unit can contain one or more single products. When placing an order, for the quantity please enter single or multiples of a shipping unit.

DISCLAIMER

Subject to change without notice. Errors and omission excepted. Always make sure to use the most recent release.